

PHOTOGRAM

July, 2004

Redlands Camera Club is a group of amateur, serious-amateur, and professional photographers who are interested in sharing experiences and advancing their skills. Anyone with similar interests is encouraged to attend a meeting: no cost or obligation. We meet at 7:00 pm on the first and third Mondays of every month at **Redlands United Church of Christ**, 168 Bellevue Avenue, Redlands, CA.

In This Issue...

The Prez Sez Programs New Members Exhibits Members' Gallery RCC Bulletin Board
 Now Appearing Competition Field Trips Tips & Techniques Internet References

OVERVIEW OF MEMBER SURVEY

48 Respondents

- 50% regularly enter club competitions
- 58.1% want competitions as-is; 41.9% want more competitions
- 52.2% of members have full-time jobs; 44.2% are retired
- 45.7% are free for week-day club activities
- 62.3% Would like a club mentor; 42.1% would mentor others
- 88.9% read the *Photogram* newsletter
- 91.5% use e-mail regularly; 89.4% want club info via e-mail
- 93.2% believe club should have own website
- 71.7% & 80.4% don't have enough info to know if PSA & S4C are of value to the club
- 68.2% travel for photo/pleasure 2-6 times per year
- 39.2% avg. trip = more than 1 week; 34.9% = 4 - 7 days
- 79.2% believe RCC provides a value for the dues paid

PSA: Photographic Society of America S4C: Southern California Council of Camera Clubs

- Greatest interest as club member:
 - 85.4% increase skills
 - 50.0% field trips
 - 43.8% photo critiques
 - 54.2% hands-on workshops
 - 43.8% educational programs
 - 35.4% fellowship
- Favorite photographic medium:
 - 47.9% digital
 - 39.6% color prints
 - 41.7% color slides
 - 20.8% black & white prints
- Equipment predominantly used:
 - 60.4% 35mm SLR
 - 50.0% digital camera
- Members' ages:
 - 51.1% 45 - 65 years
 - 17.0% over 65 years
 - 23.4% 30 - 45 years
 - 8.5% under 30 years
- Main photography interests
 - 79.2% scenics
 - 43.8% digital/people/portraits
 - 33.3% architecture/macro
 - 25.0 children
 - 77.1% nature/wildlife
 - 41.7% travel
 - 27.1% art
 - 14.6% sports/contmporary

COMING EVENTS

| | | | |
|---|---|--|--|
| June 21 Nature Photography Field Techniques Brian & Shirley Loflin | July 5 Annual Pot-Luck Dinner At George Johnson's in Running Springs | July 19 Proper Care & Feeding of Your Equipment Frank Peele | August 2 Annual S4C Slide Show Competition Larry Cowles |
|---|---|--|--|

Questions? Call Shirley Loflin (909) 789-6622 or Frank Peele (909) 793-4104
Or come to a meeting! (see map on back page)

THE PREZ SEZ...

Shirley Loflin

Summer is finally here and our thoughts turn to loading the camera and shooting everything in sight that moves or blooms. I've already lured Orioles, Goldfinch, Mourning Doves and California Towhees into our yard with food and water. They were photographed eating, singing, preening and bathing.

Brian and I have bought and put out many pounds of mixed seeds, thistle and black oiled sunflower seeds. Oh, and let's not forget the Hummingbird feeders and suet cakes for the Woodpeckers.

It's fun to shoot from the comfort of your own backyard, but then what? Then it's time to go out and find your additional subjects if you're shooting nature.

In Southern California we are really blessed with a diverse number of great places to photograph great plants, wildlife, and nature in general. We have so many habitats to pick from. We can choose the coastline, mountains and desert, photographing anything from Pelicans to Kangaroo rats. Look for state and national parks, wildlife refuges, city parks and much, much more.

This next meeting, Brian will present a program on nature photography techniques. We photograph outside a lot and produce a wide variety of nature and wildlife images. His program will give you a lot of insight.

While there are many places to go, we must be responsible in the field. Our activities must minimize impact to the environment and must not become a detriment to wild species. Common sense plays a good foundation for all of us. For Nature photographers there are a few additional guidelines to share.

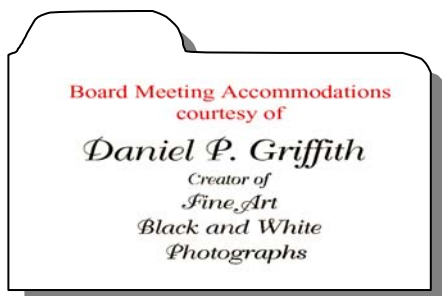
The following commandments are from a great book, "**Loving Nature the Right Way**", by William W. Hartley. We should -- no, actually we *must* -- use it as a guide.

Ten Commandments for Viewing and Photographing Nature:

1. I shall not apply human personalities and feelings to wild animals and plants.
2. I shall not allow wildlife to become dependent on me.
3. I shall not disrupt the normal behavior of wild creatures in any way that affects their survival.
4. I shall not cause harm to wildlife and other natural features by my leisure outdoor activities.
5. I shall not force wildlife to do something contrary to its nature.
6. I shall not expose nests and dens with young to predators.
7. I shall not elevate wildlife creatures to the same standards as man.
8. I shall not touch wild animals, including the young.
9. I shall not forget that each creature is here for a specific purpose and is a part of life's web.
10. I shall not forget that everything that exists in nature is neither all good nor all bad, but rather part of a larger interdependent system.

Good luck, be safe and good shooting!

Sincerely,
Shirley Loflin



MAY 17TH PROGRAM

Nancy Gall, Riverside City College

About five years ago, Nancy Gall proposed that the other RCC (Riverside City College, that is) should create a digital photo class. Despite her diverse graphic art and photography background, she thinks perhaps the administration initially did not share her vision of the future.



*Suzy Determann
RCC Student*



*Ebiasef DeAnda
RCC Student*

Eventually, she convinced them and today she instructs digital photography and Photoshop to ages through RCC. The classes are so popular, students are turned away!

This night, she brought us an interesting digital presentation of many of the skills she teaches. The class focuses on photography, rather than on digital manipulation. Topics such as Sweet light, Lines, Depth Of Field, Framing, Panning, etc. are emphasized.

However, the “assignment-through-delivery” process includes learning Photoshop skills such as Levels, Curves, Layers, etc. As she explained, her full-day class begins with a two-hour discussion of the week’s assignment. Afterward, students go out to complete the three-shot assignment, then return to edit the images in Photoshop and print the final products.

Following her classroom techniques discussion, she presented a virtual tour of their annual trip to the Getty Museum, as seen through the lenses of her students. Despite some minor computer glitches (which may have been related to our new video projector), we saw some highly creative images that used some obviously expert techniques!

JUNE 7TH PROGRAM

Members’ Night

This was the first *Members’ Night* that allowed us to display our digital images. This new addition has already proven its benefit to our club!

We saw some really great concepts that could have been created only in the computer. Examples of images were: montages, fashion, action sports, flowers, insects, birds, animals, Yosemite, Bodie, Disney Concert Hall and black & white.

Of course, there were more than enough prints and slides to drool over, too. In fact, we saw so many images, our meeting ran over about 15 minutes – but no complaints were to be heard!

Nights like these reinforce the fact that there is a boatload of talent in the club. The displayed work reflected the artistry of photographers who have great eyes for light and composition, as well as wonderful conceptual talents!



Frank Peele
Certified Professional Photographer
personalized instruction
in award-winning
photographic techniques
(909) 798-7999 Frank.Peele@verizon.net
1309 Pacific St. Redlands, CA 92373

Dave Holden
Redlands PAINT INC.
Since 1934
(909) 793-2488 - Paint
(909) 793-2480 - Framing
(909) 793-2489 - Decorating
(909) 793-8431 - Fax
555 West Redlands Blvd.
Redlands, California
92373-5228

UPCOMING PROGRAMS

Brian Loflin

July 5 – Annual Pot Luck Dinner

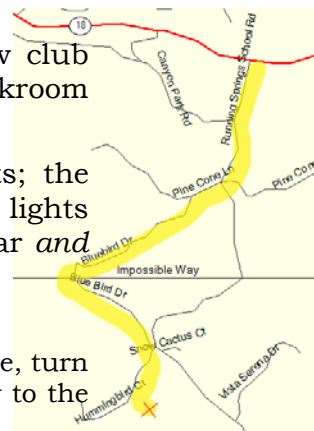
At George Johnson's home/studio again this year.

Eat! Have Fun! Get More Acquainted with your fellow your fellow club members! Come early if you like. George will give tours of the darkroom and demos of his 1910 Chandler & Price printing press.

It gets cool at night so bring a light jacket. DO NOT wear shorts; the mosquitoes are out in record numbers this year. There are no street lights and it gets REALLY dark here. A flashlight will help you find your car *and avoid the bears!*

3310 Hummingbird, Running Springs – (909) 867-4426

From Hwy 30, take #330 for 14.8 miles, go towards Big Bear on #18 for 1 mile, turn R on Running Springs School Rd. for .6 mile, turn R on Bluebird, then stay to the left onto Hummingbird. Only house on the left (look for red barn doors).



July 19 – Care & Maintenance of Photographic Equipment

Frank Peele

We all spend considerable money on our cameras, lenses and accessories. Frank Peele will bring us a program on the care and maintenance of our equipment.

His techniques, learned from more than 30 years as a professional photographer, will help us understand the care and feeding that is required to assure our gear will function at its best when we need it the most.

Competitions

Frank Peele

HOW TO CONFIGURE IMAGES FOR DIGITAL PROJECTION

All images downloaded onto CDs for projection should be:

- Image Size: long dimension 1020 pixels (14.167 inches)
- Resolution: 72 ppi
- File Format: JPEG
- Color Space: sRGB preferred for projector compatibility
- To prevent operational conflicts, do not include any other data or software on the CD.

*If you have any questions,
please contact
Frank Peele
(909) 793-4104*

As explained at our June 7th meeting, the addition of our new digital projector will now provide us with the opportunity to conduct a third competition – for digital images!

One might ask, “*What is considered a digital image?*”. To keep things simple, the answer is, “*If it can be shown through the digital projector, it will be considered a digital image.*”.

This means you may use a digital camera, or you may convert film images into digital. Straight and heavily manipulated images will all be eligible (although we may have to establish different categories).

2005 Competition Schedule

- January: Digital Competition
May: Print Competition
September: Slide Competition



NEW MEMBER PROFILES

Judith Sparhawk

Welcome to **Phil Ellsworth**

During last Members' Night, Phil Ellsworth impressed us all with his hummingbird close-up and great sports photos.

Phil first became interested in sports photography collecting sports cards as a child. He obtained his BA in Fine Arts, studying photography.

Phil works as a free-lance photographer for such impressive publications as *Sports Illustrated*, *Newsweek* and *Vogue*. He does photography for *ESPN*, the *Anaheim Angels*, *The Mighty Ducks*, and recently started shooting for *Upper Deck* sports cards. He shoots digital, using a Canon 1D.

When away from sports, Phil enjoys travel, shooting wildlife, and "just about anything". We look forward to seeing more of his work.

Welcome to **Karen Carter**

Karen Carter is a recent RCC member. She has been interested in photography since junior high school and considers herself an amateur photographer.

She works as a Biologist for the San Bernardino County Museum, so she has opportunities for photography in her field of studies.

Karen has used film and now digital, having had a Canon 10D for the last 7 months.

She enjoys shooting anything in nature, especially wildlife and flowers.

Karen lives in Running Springs with her husband, Robert Pincus.

Welcome to **Dana Thomas**

Welcome to new member Dana Thomas. Dana is married, has two children, and lives in Redlands.

He took photo classes back in high school, and did black and white and slide work. He more recently revived his interest when he started shooting digital. He now has a Nikon D100, which he uses most.

Dana travels a lot for business (he specializes in packing and marketing avocados) and has photographed for business and pleasure.

You may have seen his beautiful photos from the Middle East during the last Members' Night.

Welcome to **Robert Pincus**

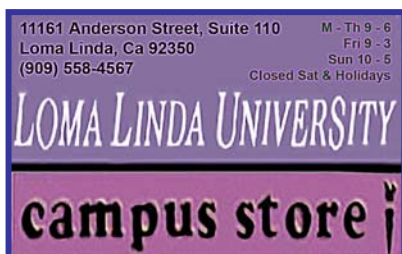
Welcome also to Robert Pincus, husband of Karen Carter.

Although he also became interested in photography in junior high, he was away from it for some time. He got back into it because of Karen's growing interest.

He has owned his Canon 10D for about 4 months. Robert and Karen trade off using the various lenses. He enjoys shooting landscapes. He mostly leaves the wildlife to Karen.

Robert works as a Computer Programmer and has some experience in setting up websites.

They joined RCC to be around people with similar interests and to learn more.



EXHIBITS

Cynthia Long

The next exhibit will be held at *Redlands City Hall* on Thursday, May 20th from 2:00 – 4:00 pm. Bring your prints to hang! Prints will be “on the wall” for 3 months.

Tentative Exhibit Schedule for 2004

| <u>Where</u> | <u>Day/Date</u> | <u>Time</u> |
|-------------------------------|-------------------------|---------------------------|
| Redlands Community Hospital | Saturday / January 17 | 9:00 – 11:00 am |
| Redlands Mall | Saturday / February 14 | 9:00 – 11:00 am |
| Redlands City Hall | Thursday / February 26 | 2:00 – 4:00 pm |
| Redlands Community Hospital | Saturday / April 10 | 10:00 – Noon |
| Redlands City Hall | Thursday / May 20 | 2:00 – 4:00 pm |
| Redlands Community Hospital | Saturday / July 3 | 9:00 – 11:00 am |
| Redlands City Hall | Thursday / August 20 | 2:00 – 4:00 pm |
| San Bernardino Public Library | Wednesday / September 1 | <i>(Hanging t.b.d.)</i> |
| Redlands Community Hospital | Saturday / September 25 | 9:00 – 11:00 am |
| San Bernardino Public Library | Thursday / September 30 | <i>(Take down t.b.d.)</i> |
| Redlands City Hall | Thursday / November 4 | 2:00 – 4:00 pm |
| Redlands Community Hospital | Saturday / December 18 | 9:00 – 11:00 am |



Member Exhibit Rules

The work must be yours, a member of the Redlands Camera Club.
The work must be ready to hang, using wire eyes and wire, no saw tooth hangers.
You may use a frameless presentation, but the work must be glazed (glass over the picture) for protection of the work.
There is a \$3.00 fee for each work hung: cash or check.
The work may be offered for sale, or not.
Your name, title of the picture, and sale price must be on the back.
For more information contact Cynthia Long (909) 743-1295

Office DEPOT
What you need. What you need to know.

- SUPPLIES
- ELECTRONICS
- COPY PRINT CENTER
- FURNITURE

M-F 7-9
SAT 9-9
SUN 10-7

602 Orange Street
Redlands, CA 92374
Phone: (909) 793-2563 Fax: (909) 793-1523

INTERNET RESOURCES Got some to recommend? Submit them.

| | |
|--|--|
| www.ArchivalMethods.com | archival storage & presentation products |
| www.BHPhotoVideo.com | B&H Photo; a mail-order house in NYC |
| www.Computer-Darkroom.com | Digital instructive articles, tutorials, reviews & discussions |
| www.DickBlick.com | art supplies catalog “since 1911” |
| www.DPRReview.com | Digital forums, news, reviews, links to other photo sites |
| www.ExposureMagazine.org | The magazine that showcases your work |
| www.Framing4Yourself.com | <i>All Your Picture Framing Needs, all in one place</i> |
| www.KaOrg.com/PhotoService.asp | photo galleries application with integrated e-commerce module |
| www.McGPaper.com | McGonigal Paper: pre-scored card stock, brochure paper, etc. |
| www.NikonUSA.com | Manufacturer home page |
| www.Picture.com | amateur photographers publication of their photos |
| www.PrintFile.com | archival storage products |
| www.RediMat.com | photo and art supplies |
| www.Samys.com | Samy’s Camera, Hollywood, CA and a mail-order house |
| www.Shanzcan.com/Photoshopahol.html | Photoshop Tutorials and more |
| www.ShootSmarter.com/InfoCenter.html | <i>experts are here to help you to shoot better, faster, smarter</i> |
| www.SmugMug.com | Your photos on line; with style |
| www.Steves-Digicams.com | Consumers best source of digital camera information and news |
| www.SXC.hu | free image downloads |
| www.TotalTraining.com | Photoshop video training via CDs |
| www.USA.Canon.com | Manufacturer home page |
| www.WebShots.com | share photos on-line |

MEMBERS' GALLERY

SHARE YOUR WORK

Members are encouraged to submit up to 2 images per month for inclusion on a space-available basis. Submitted images must be 300 ppi JPEG, no larger than 5"x 5" (will probably be reduced for publication). Editor will make every effort to display as many members' images as possible. See Photogram Submissions box for deadline and submission information.



Brake Wheel
Dan Griffith



Girl with Peacock Feather
Cami Cloe Oetman



Hidden River Cave
Bernie Szukalski



Key Pelican
Walt Daly



Rich Road, TN
Bessie Reece




Winter Scene
Rick Strobaugh



L.A. Fountain
Gene Lambert



Hibiscus
Kish Doyle



Putting Up The Big Top
Melanie Ladonga



Select
Shirley Loflin



Disney Hall at Dusk
Jerry Reece



Disney Concert Hall
Steve Felber

TIPS & TECHNIQUES

From Members and Experts

Members are encouraged to submit *Tips and Techniques* (150 - 300 words) that may benefit other club members. See *Photogram Submissions* box for deadline and submission information. On a space-available basis, Editor may also include articles or excerpts culled from outside sources.

DIGITAL IMAGE CAPTURE: JPEG vs. RAW

Jerry Reese

For many digital cameras, settings are made before creating a picture (white balance, ISO, sharpening, aperture, shutter speed, etc.). Another setting choice is file format. **JPEG** and **RAW** are common choices.

The **JPEG** format applies camera settings as *permanent changes* to the image file. JPEG compresses files; compressing degrades the image. Computer editing adds additional degradation. JPEG takes less memory card space. JPEG is supported by a wide variety of software. The workflow for post-processing is shorter.

In **RAW** format, the image stored on your memory card contains two sets of information. The *original* camera settings are stored *separately* from the raw CCD or CMOS data. Some software (such as Photoshop) allows you to redefine many of the settings. For example, you could change the white balance or exposure value at the computer. Doing so would be treated as a new setting, not an editing of the original setting. Therefore, less image degradation would occur. Keep in mind, however, that you *can not* make changes to depth of field or subject motion effects. The RAW file is converted to PSD, JPEG, or TIFF for further use.

Each format has its pros and cons. If the camera settings are correct, a choice of format is not so important. If you think you may need to make changes to the settings afterward, RAW is the better choice, as it preserves image quality. RAW allows more flexibility and, potentially, better image quality. JPEG captures more pictures on a card and provides for a shorter workflow.

FIELD TRIPS...

Lisa Rutherford



Gene Lambert



Kish Doyle

Walt Disney Concert Hall by Kish Doyle

On May 28th, Gene Lambert, Floyd Kooreny, Lisa Rutherford and Kish Doyle took the Metrolink to downtown Los Angeles. With overcast light, we got hijacked by all the beautiful flowers, fountains, and landscaping in the square. After an hour, we forced ourselves to re-focus on the mission of the day, the *Walt Disney Concert Hall*.

The building itself is a marvel of architecture. One can't help but admire the engineering skills that went into the finished product. Made of stainless steel, the lines are very soft and flowing.

We shot from various angles across the street, and then moved up close to the building. We learned there is a secret line in the sidewalk that divides the city and the county. Tripods are not allowed on the *city's* portion of the sidewalk near the building; but you can get as close as you want if you hand-hold your camera. Figure that one out.

The trip home was uneventful, but everyone agreed that the building was magnificent, and if the sound inside is half as great as the outside view, concerts must be incredible!

OTHER PHOTO OPPORTUNITIES THIS MONTH...

Can't make a field trip? Go on your own, or with other members!

| | | | |
|-----------------|----------------------|-----------------------------------|---|
| Pomona Fairplex | June 19 - 20, 2004 | L.A. Roadster Show | <i>"largest roadster show on earth"</i> |
| Vista | June & July | Antique Gas & Steam Engine Museum | Civil War re-enact. 7/10 & 11 |
| Big Bear Lake | June 19 | Open Sky Music Festival | Lakeside Park; Noon - 6:00 |
| Lompoc | Late May thru August | Lompoc flower fields | fewer fields planted in 2004 |
| Long Beach | anytime | Shoreline Village | great evening images! |
| Los Angeles | anytime | Olvera St., Union Sta., Chinatown | walk to all |
| The Coast | anytime | Venice & Muscle Beaches | artists, performers, funky doings |
| Joshua Tree | anytime | Joshua Tree Nat. Park | go before it gets too hot! |

• RCC Bulletin Board •

On a space-available basis, Notices, Requests and For Sale Ads may be posted by any member.
All postings must be photography related and include your name and contact information.
300 ppi JPEG pictures may be included. Editor may include, exclude, or edit postings as needed.
See *Photogram Submissions* box below for deadline and submission information.

Wanted

Nikon 35mm SLR
Entry-level photographer
wants
good quality camera
at
entry-level prices.
Melanie Ladonga
MelanieLadonga@Yahoo.com
(209) 535-5729

STOP! READ!

This newsletter is now being
distributed in color via e-mail.
If you have e-mail but did not
receive this issue, please notify
Judith Sparhawk at
"www.jsparhawk746@mac.com"
of your correct
e-mail address.

FOR SALE

Slide Show Equipment

- 2 Ektagraphic III AMT 35mm slide projectors w/Kodak zoom lenses
 - 1 Projector rack for dual projectors
 - 1 7960 Entre' Dissolve control unit for 2 projectors
 - 1 Viking shipping case for rack & 2 projectors (on 4 wheels)
 - 1 Tascam Porta2 4-trac 2-channel stereo cassette tape recorder
- Will Consider Trade Offers
- Gene Lambert**
760 251-3475
(cell) 360 903-2312
elambert@teleport.com

FOR SALE

\$125.00 **\$600+ value**
Renaissance & Topflight
Wedding Album mats & pages
See Steve Felber for details

NOW APPEARING
If you plan to exhibit, let us know
in advance. We'll post it here.

Notice

Cami Cloe Oetman
announces the "birth"
of her new website!

Go to
www.CamiCloe.com
to see the first edition.
Then check periodically
for updates
as they occur.



PHOTOGRAM

SUBMISSIONS

Editor
Steve Felber
1990 Fairway Oaks Ave.
Banning, CA 92220

E-mail: SNFelber@Yahoo.com
Phone: (909) 769-6898

*Deadline for all submissions is Noon
of the 2nd Monday of each month*

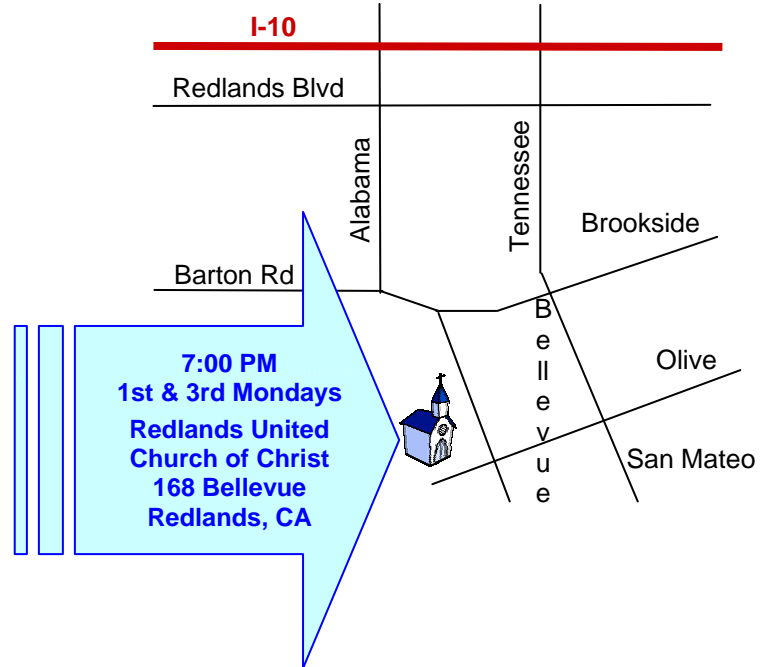
CLUB OFFICERS...

| | |
|------------------|-----------------------|
| President | <i>Shirley Loflin</i> |
| Vice President | <i>Brian Loflin</i> |
| Secretary | <i>Robert Cutshaw</i> |
| Treasurer | <i>George Johnson</i> |
| Librarian | <i>Kish Doyle</i> |
| Publicity | <i>Walt Daly</i> |
| Photogram Editor | <i>Steve Felber</i> |
| Circulation | <i>Dennis Jackson</i> |
| Member-At-Large | <i>Larry Cowles</i> |

CHAIRS

| | |
|-------------|------------------------|
| Programs | <i>Brian Loflin</i> |
| Membership | <i>Judith Sparhawk</i> |
| Exhibits | <i>Cynthia Long</i> |
| Events | <i>Robin Grube</i> |
| Competition | <i>Frank Peele</i> |
| Field Trip | <i>Lisa Rutherford</i> |

WHERE WE MEET...



PHOTOGRAM

Redlands Camera Club
P.O. Box 8311
Redlands, CA 92375
