

PHOTOGRAM

August, 2004

Redlands Camera Club is a group of amateur, serious-amateur, and professional photographers who are interested in sharing experiences and advancing their skills. Anyone with similar interests is encouraged to attend a meeting: no cost or obligation. We meet at 7:00 pm on the first and third Mondays of every month at **Redlands United Church of Christ**, 168 Bellevue Avenue, Redlands, CA.

Regular Features...

The Prez Sez Programs New Members Exhibits Members' Gallery RCC Bulletin Board
 Now Appearing Competition Field Trips Tips & Techniques Internet References

New Photogram Schedule

Beginning with this issue, the PHOTOGRAM will now be distributed around the first of each month. This will allow the issues to more properly coincide with their month of publication; each issue will no longer debut on the third week of the month.

As a result, the submission deadlines for each issue will change from the *second Monday* of each month to the **third Tuesday** of each month.

Members who do not have the ability to e-mail submissions may now hand-deliver them to the Editor at the third Monday's club meeting.

COMING ATTRACTIONS

<p>August 2</p> <p>Annual S4C Slide Show Competition</p> <p>Larry Cowles</p>	<p>August 16</p> <p>Members' Night</p> <p>Bring up to 6 images (slides, CDs, or mounted prints)</p>	<p>September 6</p> <p>DISCUSSION</p> <p>A panel will tell how to prepare prints for winning competitions.</p>	<p>September 20</p> <p>Annual Print Competition</p> <p>Frank Peele</p>
---	--	--	---

Questions? Call Shirley Loflin (909) 789-6622 or Frank Peele (909) 793-4104
Or come to a meeting! (see map on back page)

THE PREZ SEZ...

Shirley Loflin

We all know about making pictures with our cameras but have you ever made a picture and captured it with your heart? What's that your say...what kind of a crazy idea is that? It's not as crazy as your think. And you have probably mastered the art without knowing it.

Here's how it works. Say you're on vacation at a beautiful location and before you have your camera out of the bag a special moment happens and there's no way it can be photographed. You can go ahead and try to struggle the camera out of the bag and load the film but believe me the event will be long gone when you're finally ready. Here's the trick.

Forget the camera! Take the picture with the "third eye of the heart". You don't need a camera, film, filters or a stubborn tripod. You only need an open mind, the common sense to take the time to stop and enjoy the sight while you can and store it in your heart.

Remember when you were a kid and you saw Mom and Dad smooching on the couch when they thought you were in bed, or the first time that cute guy or gal you had your eye on smiled at you for the first time? Or, like a few years ago when I was driving down the road one day during Christmas and suddenly I came upon a car on fire. Out from the vehicle in front of me jumped Santa Claus in full costume, with a fire extinguisher; and before I knew it, the fire was out and Santa drove off -- probably to the Mall. There would have been no time to get a camera out much less stop my car and ogle the fire. Or how about that time when you were out camping and you had to answer the call of nature? With your pants around your ankles, you look up and discover

a 10-point buck watching you do your thing? What a picture -- but not with a camera!

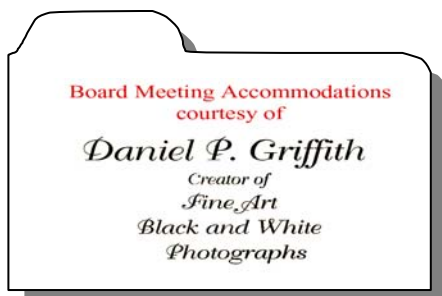
We have all witnessed and taken stunning pictures with that "third eye". We only need to be observant and want to see them. And, guess what? This magical built-in camera is always on auto focus, it even crops and frames pictures for you. It can capture images in the dark, in pouring down rain, in the heaviest of fogs, across a large room; it can even zoom in to capture an elderly couple holding hands and smiling knowingly at each other. This camera doesn't even need film. You need only to take the time and look around. There are so many images that will never be captured on film but will live on in our memories forever.

This "third eye" camera has another capability. It can beam the image to another person automatically by simply sharing what you saw. In fact, you can even improve on the image by exaggerating what you saw. (No computer manipulation necessary.)

The bottom line is this; keep a camera loaded and around your neck all the time, or take a few magical pictures with your heart.

Happy shooting!

Sincerely,
Shirley Loflin



JULY 5TH PROGRAM

Annual Bar-B-Que

Thanks to the graciousness of George and Connie Johnson, seventeen folks enjoyed an evening of food, camaraderie and images. Their beautiful home and spacious deck, in the perfect mountain setting, provided a great evening of fun. Even the weather cooperated!



Jess Wall was surprised with a cake & candles

We all got to help Jess wall celebrate his **91st** birthday! No, that's not a typo. Let's do that again for many more years, Jess!

Along with the usual slide show, our new digital projector was used to display images and, thanks to Frank Peele, to learn how easily and quickly *Photoshop CS* can stitch together many photos into one panorama.



Lots of good food and visiting

Photos are courtesy of Phil Ellsworth.



Judith & Lisa view a slide show, mountain style



L – R: Cidni & Dan Griffith, Judith Sparhawk, Lisa Rutherford, Jess Wall, Robert Pincus



L – R George Johnson, Frank Peele, Steve Felber



Brian Loflin & Karen Carter

JULY 19TH PROGRAM

Frank Peele: Proper Care & Feeding of your Equipment

The main focus of camera care is to keep it clean, don't keep cleaning it! In keeping it clean, an ounce of prevention is priceless. But now that it's dirty what do you do? He suggests minimizing contact cleaning on all optics. Use a puff or breath of air (avoid pressurized canned air), a clean soft-bristle brush or lint less camera cleaning cloth. Regardless of material, use little pressure and avoid "grinding". Keep SLR mirrors clean or live with it. Dust won't affect pictures. Don't use air inside camera body – it just rearranges foreign matter.

Pay very careful attention to camera maker's instructions for digital sensors. Keep dust out – be extra cautious in changing lenses. If you must clean the sensor, follow instructions at www.pbase.com/copperhill/ccd_cleaning.

The most important tool for equipment care is the owner's manual. Carry it with your equipment, read as necessary.

Frank summarized by saying that if you keep your equipment in top shape, you'll get better pictures with less effort and fewer heartbreaks. He guarantees it!



Frank Peele
 Certified Professional Photographer
personalized instruction
in award-winning
photographic techniques
 (909) 798-7999 Frank.Peele@verizon.net
 1309 Pacific St. Redlands, CA 92373

Dave Holden

Redlands PAINT INC.
Since 1934

(909) 793-2488 - Paint
 (909) 793-2480 - Framing
 (909) 793-2489 - Decorating
 (909) 793-8431 - Fax

555 West Redlands Blvd.
 Redlands, California
 92373-5228

UPCOMING PROGRAMS

Brian Loflin

August 2 – S4C International Salon Slide Competition

Larry Cowles

Photographers from around the world have entered the 40th annual *S4C International Slide Exhibition*. Thousands of slides were submitted, but the filtering process is very selective. Just to be accepted is an honor; to win, a true validation of your photographic expertise.

Some of these very best slides from all over the world will be brought to our meeting by Larry Cowles. Among other responsibilities, Larry is Chairman of the *S4C Color Slide Division*.

On this evening, he will show us all of the accepted slides and the Award Winners. We are sure to be treated to some very fine photography! This is a not-to-miss opportunity.

(“S4C” is the acronym for Southern California Council of Camera Clubs, an organization comprised of 14 neighboring clubs.)

August 16 – Members’ Night

Bring up to 6 slides, images on CD (see box below for details) or mounted prints of any size

Everyone can shoot snapshots. The purpose of a camera club is to take you beyond that. Critique your work first; bring *only* the images you’re really proud of, or that you want feedback on for improvement.

Images will be shown to the audience where techniques, challenges and opportunities will be discussed. This can be a valuable educational experience for those who participate. Take advantage of these opportunities to advance your photography to the next level.

Be prepared to leave some of your work for inclusion in the **MEMBERS’ GALLERY** page. They will be returned after processing.

Competitions

Frank Peele

HOW TO CONFIGURE IMAGES FOR DIGITAL PROJECTION

All images downloaded onto CDs for projection should be:

- Image Size: long dimension 1020 pixels (14.167 inches)
- Resolution: 72 ppi
- File Format: JPEG
- Color Space: sRGB preferred for projector compatibility
- To prevent operational conflicts, do not include any other data or software on the CD.

*If you have any questions,
please contact
Frank Peele
(909) 793-4104*

MARSHALL D. TAYLOR

Unique Mat & Frame

(909) 792-3120

611 W. Redlands Blvd. Ste. "B", Redlands, CA 92373

As explained at our June 7th meeting, the addition of our new digital projector will now provide us with the opportunity to conduct a third competition – for digital images!

One might ask, “*What is considered a digital image?*” To keep things simple, the answer is, “*If it can be shown through the digital projector, it will be considered a digital image.*”

This means you may use a digital camera, or you may convert film images into digital. Straight and heavily manipulated images will all be eligible, although we may want to establish new categories as we move further into the exciting new era of digital imaging.

2005 Competition Schedule

January: Digital Competition

May: Print Competition

September: Slide Competition

NEW MEMBER PROFILES

Judith Sparhawk

Welcome to **Okaybabs**

Welcome to Okaybabs, who recently joined RCC. He is primarily an artist and wants to increase his knowledge of photography, mostly to photograph his art work -- possibly for sales on the internet.

He comes from Nigeria, and his beautiful paintings reflect the flavor, customs and themes of Africa. He has been in the U.S. for 10 years now, and lives in San Bernardino.

He makes his living with his art and now has his own studio and 2000 ft² gallery. He is an experienced art teacher as well.

His work can be seen at his studio at 776 South Gifford Avenue in San Bernardino (909) 890-9044.

Welcome to **Ron Anderson**

Welcome to Ronald Anderson. He and his wife, Alice, recently joined RCC. They live in Moreno Valley.

Ron has a strong background in teaching electronics, building computers, and creating electronic media presentations.

He was interested photography as a teenager, but began taking it more seriously after he got a "decent camera". His camera of choice now is a Mamiya 6x7 medium format camera.

He joined RCC to learn the nuances of Photoshop. He enjoys photo restoration and has had professional assignments doing it. He mostly photographs landscapes and nature. He likes things that "hold still".

Welcome to **Jeff Kreider**

Jeff Kreider joined RCC to increase his knowledge and skills in the use of Photoshop. He has been a computer consultant for years and now is building web pages as well. He has a good working knowledge of Photoshop, but hopes to become "state of the art" in his skills.

Although he was interested in photography in high school and college, his interest has greatly increased in the last 4 to 5 years, after he "discovered" Yosemite. He travels there several times a year; in fact, he was there three times last month!

Jeff also is interested in selling his photographs and would like to learn about more avenues for this.

He uses a Nikon N60 and film more than digital. He has a website with some of his work, at "www.scenicsettings.com". So let's all take a look.


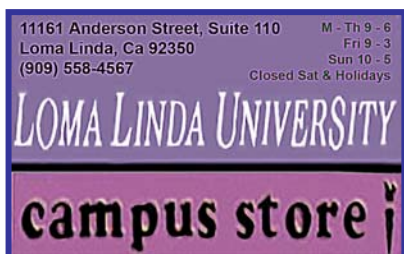
Welcome Jeff!

Welcome to **Alice Anderson**

Alice Anderson joined RCC because her husband, Ronald, was interested. She photographs as well, shooting digital with a Nikon camera.

She is more interested in the wildlife aspect of nature photography and considers herself to be much more of an amateur than he.

She has degrees in art and science, and has been an elementary school teacher for 32 years. She currently teaches second grade in the Moreno Valley School District.



EXHIBITS

Cynthia Long

The July Redlands City Hall and Redlands Community Hospital Exhibits are now updated and complete. Thank you to everyone who participated. Exhibiting photographs for the first time are new members Karen Carter, Allison Hiebert and Rose Edith Marx. Stop by and see their fantastic work!!

The next exhibit will be held at Redlands City Hall on Thursday **August 19 from 2:00 to 4:00 p.m.** Bring your prints to hang; we need a large quantity for our exhibits! They will be on display for three months.

The September 1st exhibit at the San Bernardino Public Library has been cancelled due to unforeseen circumstances.

For more information contact **Cynthia Long (909) 743-1295.**

Redlands City Hall	Thursday / August 19	2:00 – 4:00 pm
San Bernardino Public Library	Wednesday / September 1	Cancelled
Redlands Community Hospital	Saturday / September 25	9:00 – 11:00 am
San Bernardino Public Library	Thursday / September 30	(Take down t.b.d.)
Redlands City Hall	Thursday / November 4	2:00 – 4:00 pm
Redlands Community Hospital	Saturday / December 18	9:00 – 11:00 am



Member Exhibit Rules

The work must be yours, a member of RCC.
It must be ready to hang using wire eyes & wire; no saw tooth hangers.
You may use a frameless presentation, but it must be glazed (glass over the picture).
There is a \$3.00 fee for each work hung: cash or check. You may offer the work for sale.
Your name, title of the picture, and sale price must be on the back.

For more information contact Cynthia Long (909) 743-1295

INTERNET RESOURCES Got some to recommend? Submit them.

www.ArchivalMethods.com	archival storage & presentation products
www.BHPhotoVideo.com	B&H Photo; a mail-order house in NYC
www.CamiCloe.com	RCC's Cami Cloe Oetman's website – CHECK IT OUT!
www.DickBlick.com	art supplies catalog "since 1911"
www.DPRReview.com	Digital forums, news, reviews, links to other photo sites
www.ExposureMagazine.org	The magazine that showcases your work
www.Framing4Yourself.com	All Your Picture Framing Needs, all in one place
www.BobKrist.com	Nat. Geographic photog., author, tour leader, workshops, etc.
www.LeppPhoto.com	George Lepp nature photog: seminars, workshops, lessons, etc.
www.NikonUSA.com	Manufacturer home page
www.PhotographAmerica.com	Subscription newsletter: where & when to be at great locations
www.PrintFile.com	archival storage products
www.RediMat.com	photo and art supplies
www.Samys.com	Samy's Camera, Hollywood, CA and a mail-order house
www.ScenicSettings.com	Our own Jeff Kreider's retail website – CHECK IT OUT!
www.ShootSmarter.com/InfoCenter.html	experts are here to help you to shoot better, faster, smarter
www.SmugMug.com	Your photos on line; with style
www.Steves-Digicams.com	Consumers best source of digital camera information and news
www.SXC.hu	free image downloads
www.TotalTraining.com	Photoshop video training via CDs
www.USA.Canon.com	Manufacturer home page
www.WebShots.com	share photos on-line

MEMBERS' GALLERY

SHARE YOUR WORK

Members are encouraged to submit up to 2 images per month for inclusion on a space-available basis. Submitted images must be 300 ppi JPEG, no larger than 5"x 5" (will probably be reduced for publication). Editor will make every effort to display as many members' images as possible. See Photogram Submissions box for deadline and submission information.




Tropic Morning Breeze
Alice Anderson



Mission Bell
Ron Anderson



BanPain, Thailand
Jerry Reece



Disney Hall: it's goofy!
Gene Lambert



Joshua Sunset
Walt Daly



Disney Concert Hall #1
Kish Doyle



California Dream
Cami Cloe Oetman



Ray of Light
Phil Ellsworth



White-Faced Ibis
Karen Carter



Fuschia
Shirley Loflin



Red Dragon Fly
Brian Loflin



Queen Mary at dusk
Steve Felber

TIPS & TECHNIQUES

From Members and Experts

Members are encouraged to submit Tips and Techniques (150 - 300 words) that may benefit other club members. See Photogram Submissions box for deadline and submission information. On a space-available basis, Editor may also include articles or excerpts culled from outside sources.

From the CNN.COM website: Tuesday, June 1, 2004 Posted: 3:00 PM EDT (1900 GMT)

New high-resolution camera nears virtual reality

NEW YORK (AP) -- When photographer Clifford Ross first saw Colorado's Mt. Sopris, he was so taken with the beauty of the mammoth formation that he jumped on the roof of his brother-in-law's car -- denting it -- to photograph the landscape.

But Ross found that his 35mm photos didn't get anyone else excited. They simply didn't capture enough detail to convey the majesty of the white-capped mountain surrounded by grassy fields.

So he decided to make a camera that could create an image as awe-inspiring as the vista before him. The result was **R1**, a 110-pound, 6-foot film camera that produces what experts say are some of the highest-resolution landscape photographs ever made.

To see the rest of the article, with pictures, go to:

<http://www.cnn.com/2004/TECH/ptech/06/01/high.resolution.camera.ap/>

FIELD TRIPS...

Why have Field Trips? By Brian Loflin

First, field trips provide additional shooting opportunities; especially if the subject is a new one for the image maker. And it provides a chance to hone new skills or to freshen up little-used ones.

Field trips provide members with camaraderie. Shooting together gives an opportunity to see subjects in a new way, to share skills, or to be mentored by a more skilled member. Playing together keeps the FUN in the club activities. Lunching together helps build friendships, share information, or pick someone's brain. That's the great satisfaction of club membership.

Can you be a Field Trip Leader? Of course you can. If you are passionate about your photography and are knowledgeable about Southern California and the Inland Empire's attractions, you have the right stuff. If you have the ability to organize and plan a trip for yourself, you can extend those skills as a service to the club. When you share your interests with the rest of the club, everyone benefits.

If you believe that you would like to lead club field trips, please call Shirley or Brian Loflin at 909-789-6622.

PHOTO OPPORTUNITIES THIS MONTH...

Can't make a field trip? Go on your own, or with other members!

Catalina	Summer is best	town, casino, sea life, wildlife	www.catalina.com/main.html
Los Angeles	anytime	Farmers' Market	www.FarmersMarketLA.com
Pasadena	anytime	Old Pasadena & City Hall	Spanish style architecture
Perris	anytime	Orange Empire Railway Museum	www.OEM.org
Indio	anytime	Mitchell Caverns	weekend tours; 10:00, 1:30 & 3:00

RCC Bulletin Board

On a space-available basis, Notices, Requests and For Sale Ads may be posted by any member. All postings must be photography related and include your name and contact information. 300 ppi JPEG pictures may be included. Editor may include, exclude, or edit postings as needed. See Photogram Submissions box below for deadline and submission information.

Wanted

REQUEST FOR IMAGES

RCC is on the verge of having a published web site!

Robert Pincus is currently designing, and will maintain, the web site for the club. He requests images from members who would like to have their work shown.

Each web page will showcase a member's image. The site will also include a gallery page.

If you would like contribute images, please send up to six to Robert at RH.Pincus@verizon.net.

The images must be no larger than 300 pixels in the longest dimension and 72 DPI, in either JPG or GIF format. Please include the image title and name of the photographer. The site will be updated monthly.

Submission deadline is the 25th of each month. Please send any questions or comments to Robert at the above e-mail address.

Thanks to all who have helped in this endeavor.

STOP! READ!

This newsletter is now being distributed in color via e-mail.

If you have e-mail but did not receive this issue, please notify Judith Sparhawk at

["www.jsparhawk746@mac.com"](mailto:www.jsparhawk746@mac.com) of your correct e-mail address.



Slide Show Equipment

- 2 Ektagraphic III AMT 35mm slide projectors w/Kodak zoom lenses
 - 1 Projector rack for dual projectors
 - 1 7960 Entre' Dissolve control unit for 2 projectors
 - 1 Viking shipping case for rack & 2 projectors (on 4 wheels)
 - 1 Tascam Porta2 4-trac 2-channel stereo cassette tape recorder
- Will Consider Trade Offers

Gene Lambert

760 251-3475

(cell) 360 903-2312

elambert@teleport.com



\$125.00

\$600+ value

Renaissance & Topflight

Wedding Album mats & pages

See Steve Felber for details



NOW APPEARING

If you plan to exhibit, let us know in advance. We'll post it here.

ARTS Council for San Bernardino County
468 West 5th Street, San Bernardino, California 92401

MEMBERS' EXHIBIT 9

July 16 - August 26

RCC exhibitors

Judith Sparhawk

Dan Griffith

Notice

Cami Cloe Oetman announces the "birth" of her new website!

Go to www.CamiCloe.com

to see the first edition.

Then check periodically for updates as they occur.



PHOTOGRAM

SUBMISSIONS

Editor

Steve Felber

1990 Fairway Oaks Ave.
Banning, CA 92220

E-mail: SNFelber@Yahoo.com

Phone: (909) 769-6898

Deadline for all submissions is Noon on the 3rd Tuesday of each month

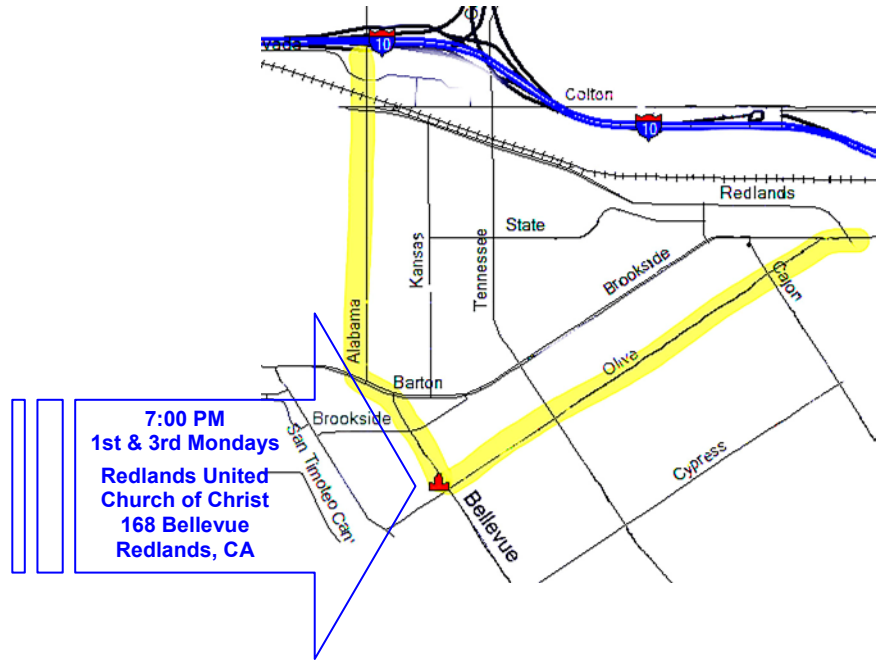
CLUB OFFICERS...

President	<i>Shirley Loflin</i>
Vice President	<i>Brian Loflin</i>
Secretary	<i>Robert Cutshaw</i>
Treasurer	<i>George Johnson</i>
Librarian	<i>Kish Doyle</i>
Publicity	<i>Walt Daly</i>
Photogram Editor	<i>Steve Felber</i>
Circulation	<i>Dennis Jackson</i>
Member-At-Large	<i>Larry Cowles</i>

CHAIRS

Programs	<i>Brian Loflin</i>
Membership	<i>Judith Sparhawk</i>
Exhibits	<i>Cynthia Long</i>
Events	<i>Robin Grube</i>
Competition	<i>Frank Peele</i>
Field Trip	<i>Lisa Rutherford</i>

WHERE WE MEET...



PHOTOGRAM

Redlands Camera Club
P.O. Box 8311
Redlands, CA 92375
