



PHOTOGRAM

September, 2004

Redlands Camera Club is a group of amateur, serious-amateur, and professional photographers who are interested in sharing experiences and advancing their skills. Anyone with similar interests is encouraged to attend a meeting: no cost or obligation. We meet at 7:00 pm on the first and third Mondays of every month at **Redlands United Church of Christ**, 168 Bellevue Avenue, Redlands, CA.

Regular Features...

*The Prez Sez Programs New Members Exhibits Members' Gallery RCC Bulletin Board
Now Appearing Competition Field Trips Tips & Techniques Internet References*

A West Nile Virus Warning

Recent Southern California deaths have been attributed to the West Nile Virus, a viral infection spread by the bite of infected mosquitoes. The virus can cause an infection in the brain and has been fatal in some documented cases. As outdoor photographers, we must avoid the hazard of the virus and protect ourselves.

- ◆ You will not become infected if you are not bitten by mosquitoes; fewer insects mean fewer bites.
- ◆ Eliminate mosquito habitats from areas where you have direct control. These include standing buckets, flower pots, blocked gutters, plastic pools and any other water holding items.
- ◆ Change water in bird baths. Stock your ponds with mosquito-eating fish, or treat them with products that kill mosquito larvae.
- ◆ When you go into mosquito country, be sensible. Mosquitoes are most active at night; exposure to them is near sunrise and sunset, just when we want to set up for that dramatic shot.
- ◆ Apply insect repellent with 50% or more DEET. Read and heed the directions.
- ◆ Wear light clothing with long-sleeved shirts and long pants to reduce biting surfaces. Use a hat and spray it too.
- ◆ In especially risky areas, consider a "bug-off" suit; many are found among sporting goods distributors, photo magazines, and on the Web. Make sure it is mosquito-proof fine mesh.

Common sense must prevail. We should not abandon our activities, but we must act prudently to be safe!

Can't access the PHOTOGRAM via e-mail?

We've learned that many Hotmail accounts are especially sensitive to large file sizes.

You can also access it via your [www.Redlands Camera Club.com](http://www.RedlandsCameraClub.com) website.

Click on the Newsletters tab, then open the desired month's edition using Acrobat.

COMING ATTRACTIONS



Questions? Call Shirley Loflin (909) 789-6622 or Frank Peele (909) 793-4104
Or come to a meeting! (see map on back page)

THE PREZ SEZ...

Shirley Loflin

“Summertime, and the living is easy”, as the saying goes. But actually, in Southern California we know it’s hot and dry in a lot of areas. It takes some extra work to make our outside photography enjoyable, but it’s worth it:

- ◆ Carry water with you to keep from dehydrating.
- ◆ Wear light colored clothes; insects are attracted to dark colors.
- ◆ Avoid scented deodorants, perfumes and colognes. They also attract insects.
- ◆ Use sunblock and insect repellent, but don’t touch your camera or lenses with any on your hands. It will ruin your expensive camera and your lenses. Carry handi wipes or a wet cloth in a little baggie to clean your hands.
- ◆ Protect your film from extreme heat--keep it in a ziplock bag in a cooler.
- ◆ Take pictures as early in the day as possible; the quality of light is better, and it is not nearly as hot as afternoon, or even sunset. It generally stays very hot until sundown.

I want to encourage you to join in our new **photo scavenger hunt** later this month. The date will be **Saturday, September 25th**. The rules and the exact location will be announced at the September 20th meeting. These events always are a lot of fun and bring out an amazing variety in creative answers to the subject list requirements.

I want to take this opportunity to thank our club members who have responded to my request for help in several areas. A large club like ours runs much smoother when our members contribute their time and/or talent in some way.

If you have a suggestion that would improve our club, please contact me and I will present it to our board. I am always looking for ways to make and keep RCC a premier club.

I especially want to thank **Phil Ellsworth, Melanie Ladonga,** and **James Whitehill** for volunteering to become the **Field Trip Team** to plan and lead trips.

The first, **Western Regional Little League Finals** in San Bernardino, planned and led by James Whitehill, was a good one. Fourteen members met at Denny’s for a late lunch and desserts prior to the 5:00 first game. The lighting, weather, and certainly the *first and third base field-level locations* were all superb. Thanks, James.

I also want to encourage all of you to participate in our upcoming field trips. They promise to be a lot of fun and will include diverse photo opportunities. See you there!

Sincerely,
Shirley Loflin



AUGUST 2ND PROGRAM

Annual S4C International Slide Competition

Larry Cowles brought slides of the winning, honorable mentions and slides accepted from the Color Slide competition in the S4C International Salon.

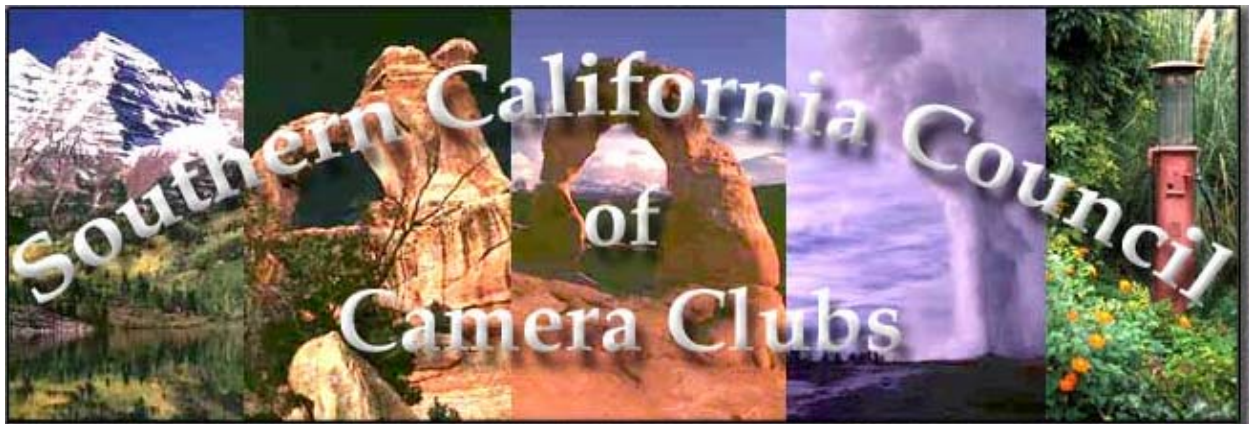
The salon is a juried competition and exhibition of images from around the world. This year image makers competed from more than 30 countries.

Our club enjoyed approximately 300 slides of exceptional photography, including winning images by our very own **Larry Cowles** and **Bill Nord** and accepted images by **Judith Sparhawk**.

Congratulations to these very accomplished members! Perhaps we'll see examples of other members' works next year?

AUGUST 16TH PROGRAM

Introduction to the Southern California Council of Camera Clubs



Joanne Stolte, President of the **Southern California Council of Camera Clubs** (S4C) organization presented the club with an overview of just what the S4C is, what it does, and what it can mean for our club members, should we join.

The **Southern California Council of Camera Clubs** provides an opportunity for clubs and their members to participate in group field trips, competitions throughout the year, and a venue to share and explore common interests in photography.

Our club will explore the value of joining S4C and will make appropriate recommendations to the Board at its next meeting.



UPCOMING PROGRAMS

Brian Loflin

SEPTEMBER 6TH PROGRAM

How to Succeed in Print Competition



You enjoy a little head-to-head competition, right? Well, get your prints ready for just that. Our annual Print Competition is coming up soon.

But don't just throw a few images into your car and bring them in. To succeed, you need to prepare properly.



Brian Loflin, Frank Peele, and Dan Griffiths will discuss how to select images for competition, what judges look for, and how best to prepare.

SEPTEMBER 20TH PROGRAM

Annual Print Competition; Frank Peele

RCC Print Competition Judging Guidelines

At least three judges are selected based on skills and background. We assemble panels with the goal of well-rounded, objective evaluations of our members' work. Procedures are designed to create a valuable and enjoyable experience for judges, competitors and audience alike.

Images will be presented on an easel with proper lighting and at optimum viewing distance. Some images will be framed, but neither matting nor framing is *required* for entry.

Verbal commentary by judges is not normally given for each image. If time allows, judges will be encouraged to make any comments they feel are appropriate.

Entry classes are:

Apprentice (A): May be relatively inexperienced, or devote relatively little time to photography. May be taking or have taken basic-level photography course work. May be re-exploring photography after a period of inactivity. Might not have been awarded ribbons in previous competitions.

Intermediate (I): Those who consider themselves too experienced for the Apprentice class, but not yet experienced enough for the Advanced class.

Advanced (V): May have won *Best of Show* in previous competitions. May compete at state, regional or higher levels. May earn all or part of living in photographically-related field.

All entries are "mixed" and presented in random order for judging. The subject categories are:

People, Places, Animals, Photojournalism, Close-up and **Open** or **Miscellaneous**.

Prepare prints for entry as follows

- ◆ Image area must be a **minimum of 80 square inches**, with no maximum size.
- ◆ Print must be **securely mounted** to card or other stock strong enough to stand on an easel without curling. Mounting may, or may not, include borders, at entrant's discretion.
- ◆ **Matting** and/or framing are allowed, but are not required.
- ◆ **Glazing** with glass or plexiglass is not required, but is encouraged to help prevent damage.
- ◆ An **entry label** will be filled out and affixed on the reverse side. Place the label in the upper left corner, as seen from the reverse, or as close to that corner as practical if there are other labels or imprints already applied.
- ◆ Entering **one or more images** signifies that you have read and understand all the rules and conditions of this competition and agree to abide by them.



- ◆ While the *Redlands Camera Club* and its volunteers will take precautions to minimize damage to entries, neither the Club nor any of its members acting on behalf of the Club will be held responsible should damage occur. By entering, **entrant assumes all responsibility** and agrees to hold the Club harmless in all respects regarding competition.

All prints must be **removed at the end of the meeting**,

NEW MEMBER PROFILES

Judith Sparhawk

Welcome to **Rosedith Marx**

Rosedith Marx is a recent new member of RCC. She has loved photography since she was a child; her father had his own darkroom. She considers her two major interests to be photography and geology.

Rosedith worked for 15 years as a designer/drafter in the civil engineering field. No longer able to work, she likes taking photos and working on them digitally, both black and white and color.

She likes doing minor repairs on camera equipment as well. She has several Minolta cameras, and likes photographing almost all subjects, including people, landscapes, ancient architecture, and wildlife.

Welcome Rosedith!

Welcome to **James Aslanis**

James Aslanis and his wife, Mary, recently joined RCC.

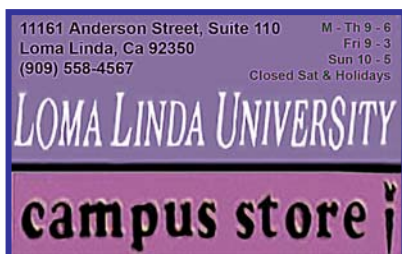
They live in Redlands, settling here after Jim retired from a career as a dentist in the Air Force.

Now that he is retired, he has an increased interest in photography and getting into digital work. He joined RCC to learn more and to meet people with knowledge and interests in the field.

While in the military, he lived many places in the world, including 8 years in Greece, Italy, and Germany, plus the Philippines.

He enjoys taking nature photos, landscapes and flowers.

We look forward to seeing some of his work.



Welcome to **James Whitehill**

Welcome also to James Whitehill, who joined RCC recently.

After education and, employment as a Respiratory Therapist, he now televises sports for TV stations.

This experience has stirred up his old interest in still photography. He shoots sports events, landscapes, and especially his 18 month old daughter, Emily. We saw some of these sports shots and pictures of Emily at our last Members' Night.

James shoots both film and digital, all on Canon equipment. He has an Elan 7 and the Rebel digital camera.

He joined RCC to meet people and for mentoring.

Welcome to **Mary Aslanis**

Mary Aslanis does photography as well and joined RCC because her husband, Jim, was interested. She is intrigued by the possibilities of digital photography, including work with Photoshop Elements.

She uses her husband's "hand-me-down" digital camera.

In addition to photography, Mary is a serious quilter, and is active in the Citrus Quilter's Guild. She also enjoys sewing, reading, cooking and traveling.

She and Jim have three "very-grown" children.

Welcome Jim and Mary!



EXHIBITS

Cynthia Long

The next exhibit will be held at *Redlands Community Hospital* on Saturday, **September 25th from 9:00 to 11:00 a.m.** *Bring your prints ready to hang.*

The tentative exhibit at the *San Bernardino Public Library* has been cancelled.

For more information contact **Cynthia Long (909) 743-1295.**

<u>Where</u>	<u>Day/Date</u>	<u>Time</u>
Redlands Community Hospital	Saturday / January 17	9:00 – 11:00 am
Redlands Mall	Saturday / February 14	9:00 – 11:00 am
Redlands City Hall	Thursday / February 26	2:00 – 4:00 pm
Redlands Community Hospital	Saturday / April 10	10:00 – Noon
Redlands City Hall	Thursday / May 20	2:00 – 4:00 pm
Redlands Community Hospital	Saturday / July 3	9:00 – 11:00 am
Redlands City Hall	Thursday / August 19	2:00 – 4:00 pm
Redlands Community Hospital	Saturday / September 25	9:00 – 11:00 am
Redlands City Hall	Thursday / November 4	2:00 – 4:00 pm
Redlands Community Hospital	Saturday / December 18	9:00 – 11:00 am



Member Exhibit Rules

The work must be yours, a member of RCC.

It must be ready to hang using wire eyes & wire; no saw tooth hangers.

You may use a frameless presentation, but it must be glazed (glass over the picture).

There is a \$3.00 fee for each work hung: cash or check. You may offer the work for sale.

Your name, title of the picture, and sale price must be on the back.

For more information contact Cynthia Long (909) 743-1295

INTERNET RESOURCES Got some to recommend? Submit them.

www.ArchivalMethods.com	archival storage & presentation products
www.BHPhotoVideo.com	B&H Photo; a mail-order house in NYC
www.Computer-Darkroom.com	Digital instructive articles, tutorials, reviews & discussions
www.DickBlick.com	art supplies catalog "since 1911"
www.DPRReview.com	Digital forums, news, reviews, links to other photo sites
www.ExposureMagazine.org	The magazine that showcases your work
www.Framing4Yourself.com	<i>All Your Picture Framing Needs, all in one place</i>
www.KaOrg.com/PhotoService.asp	photo galleries application with integrated e-commerce module
www.McGPaper.com	McGonigal Paper: pre-scored card stock, brochure paper, etc.
www.NikonUSA.com	Manufacturer home page
www.PSA-Photo.org	Photographic Society of America
www.PrintFile.com	archival storage products
www.RediMat.com	photo and art supplies
www.Samys.com	Samy's Camera, Hollywood, CA and a mail-order house
www.Shanzcan.com/Photoshopahol.html	Photoshop Tutorials and more
www.ShootSmarter.com/InfoCenter.html	<i>experts are here to help you to shoot better, faster, smarter</i>
www.SmugMug.com	Your photos on line; with style
www.Steves-Digicams.com	Consumers best source of digital camera information and news
www.S4C-Photo.org	Southern California Council of Camera Clubs
www.TotalTraining.com	Photoshop video training via CDs
www.USA.Canon.com	Manufacturer home page
www.WebShots.com	share photos on-line

TIPS & TECHNIQUES

From Members and Experts

Members are encouraged to submit *Tips and Techniques* (150 - 300 words) that may benefit other club members. See *Photogram Submissions* box for deadline and submission information. On a space-available basis, Editor may also include articles or excerpts culled from outside sources.

Photoshop Techniques

- ◆ **Faster Deletes:** Tired of being asked, “Are you sure?” when deleting anything? Eliminate that message and reduce your keystrokes.
- ◆ Hold down the Alt key (MAC = Option) when clicking on the Delete key (or Trash Can icon when deleting a Layer). The message will not appear and your delete process becomes a one-stroke operation.
- ◆ **Quick Brush options:** When using a Brush tool, don’t waste time navigating to the Brush Options at the top of the screen to change its size, opaque, or fill parameters. Instead, right-click your mouse where you’re working. The options will appear right there.
- ◆ **Keep your Photoshop up to date:** Got a registered version of Photoshop? Don’t let it become obsolete. Check for free updated software periodically.
 1. click on Help
 2. select Updates

Of course, your computer must be connected to the internet. This process takes you to Adobe’s on-line support site, where you can check on free upgrades and other downloads.

FIELD TRIPS...

Phil Ellsworth, Melanie Ladonga, and James Whitehill

RCC Field trip at America’s favorite pastime



Our Sunday, August 8th field trip was a hit! After meeting and dining at Denny’s in San Bernardino, 16 members caravanned to the **Little League’s Western Regional Playoffs** for an afternoon of photography.

With the smell of vendor treats in the air, we flashed our **Press Passes** (great access!) to two games and broke into rotating groups of four -- one behind first base and one behind third. Most stayed until evening, watching some great games by enthusiastic young players.

Thanks to James Whitehill for organizing it all; we got some great shots and enjoyed seeing the young faces of Little League’s finest light up! Thanks to Phil Ellsworth for the film. And thanks to Brian Loflin for the photo of Larry Burgess, Little League’s West Coast Media Relations, who threw the game ball to start the second game. We made a plaque for Larry using the photo and thanking the Little League for their hospitality.



We hope to see you at our next field trip. It’s a fun way to develop our skills and share our photo experiences.

Melanie Ladonga

OTHER PHOTO OPPORTUNITIES THIS MONTH...

Can’t make a field trip? Go on your own, or with other members!

Yucaipa

Labor Day Weekend

Bluegrass Festival

Yucaipa Regional Park

San Bernardino

Sept. 16 - 19

Route 66 Rendezvous (*big car show*)

www.route-66.org

Bishop area

Sept – Oct

Fall Colors

call 760-873-8405 for free Fall Color Guide

MEMBERS' GALLERY

SHARE YOUR WORK

Members are encouraged to submit up to 2 images per month for inclusion on a space-available basis. Submitted images must be 300 ppi JPEG, no larger than 5"x 5" (will probably be reduced for publication). Editor will make every effort to display as many members' images as possible. See Photogram Submissions box for deadline and submission information.



Spring Falls in Yosemite
Robin Grube



Concert Hall #3
Kish Doyle



Hidden River Cave
Bernie Szukalski



Hummingbird
Phil Ellsworth



San Diego
Steve Felber



Cloud
Alice Anderson



California Dusk
Ron Anderson



El Capitan in Fog
Jeff Kreider



Under My Thumb
Cami Cloe Oetman



Desert Rainbow
Karen Carter



Garden Visitor
Mary Backer



Hello Pussycat
R. Patrick Backer

• RCC Bulletin Board •

On a space-available basis, Notices, Requests and For Sale Ads may be posted by any member.
All postings must be photography related and include your name and contact information.
300 ppi JPEG pictures may be included. Editor may include, exclude, or edit postings as needed.
See Photogram Submissions box below for deadline and submission information

Wanted

REQUEST FOR IMAGES

RCC now has a published web site!

Robert Pincus has designed, and will maintain, the web site for the club. He requests images from members who would like to have their work shown.

Each web page will showcase a member's image. The site will also include a gallery page.

If you would like contribute images, please send up to six to Robert at RH.Pincus@verizon.net.

The images must be no larger than 300 pixels in the longest dimension and 72 DPI, in either JPG or GIF format. Please include the image title and name of the photographer. The site will be updated monthly.

Submission deadline is the 25th of each month. Please send any questions or comments to Robert at the above e-mail address.

The **PHOTOGRAM** newsletter also needs images to share. Please refer to the submission requirements on the **Members' Gallery** page.

STOP! READ!

This newsletter is now being distributed in color via e-mail.

If you have e-mail but did not receive this issue, please notify Judith Sparhawk at

"www.jsparhawk746@mac.com" of your correct e-mail address.



Slide Show Equipment

- 2 Ektagraphic III AMT 35mm slide projectors w/Kodak zoom lenses
- 1 Projector rack for dual projectors
- 1 7960 Entre' Dissolve control unit for 2 projectors
- 1 Viking shipping case for rack & 2 projectors (on 4 wheels)
- 1 Tascam Porta2 4-trac 2-channel stereo cassette tape recorder

Will Consider Trade Offers

Gene Lambert

760 251-3475

(cell) 360 903-2312

elambert@teleport.com



\$125.00

\$600+ value

**Renaissance & Topflight
Wedding Album mats & pages**

See Steve Felber for details

Sept. 2 – Sept. 30
First United Methodist Church

1 E. Olive Street
Redlands, (909) 793-2118

Judith Sparhawk
will be the featured artist, showing a selection of recent images on Sundays and weekdays during church hours.

Sunday, 9/26 2:00 – 4:00

Artist's Reception

Come see, enjoy refreshments and good company!

NOW APPEARING
If you plan to exhibit, let us know in advance. We'll post it here.

LOFLIN IMAGES

*Free-lance Photography Stock Photo Images
Photographic Education Marketing Services*

Brian and Shirley have just put up their new web site. Check it out at www.loflin-images.com.

**GRASSES
of the
Texas Hill Country**
by **Brian & Shirley Loftin**

Brian and Shirley have completed their latest book, a 250 page photographic field guide.

It will be published by Texas A&M University press and is expected to be available next Spring. Look for it in bookstores, everywhere!

Correction to the New Schedule's Submission Deadline

The submission deadlines for each issue have changed to the **third Tuesday** of each month. Members who do not have the ability to e-mail submissions may now hand-deliver them to the Editor at the third Monday's club meeting. Events occurring during the third Monday meeting can be reported to the Editor on the following day.

PHOTOGRAM

SUBMISSIONS

Editor

Steve Felber

1990 Fairway Oaks Ave.
Banning, CA 92220

E-mail: SNFelber@Yahoo.com

Phone: (909) 769-6898

Deadline for all submissions is the 3rd Tuesday of each month

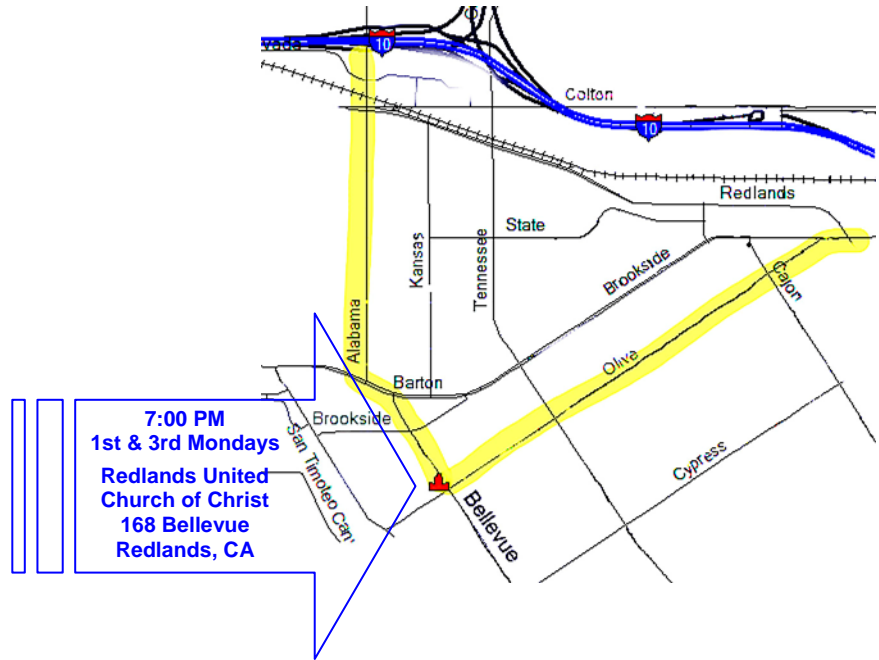
CLUB OFFICERS...

President	<i>Shirley Loflin</i>
Vice President	<i>Brian Loflin</i>
Secretary	<i>Robert Cutshaw</i>
Treasurer	<i>George Johnson</i>
Librarian	<i>Kish Doyle</i>
Publicity	<i>Walt Daly</i>
Photogram Editor	<i>Steve Felber</i>
Circulation	<i>Dennis Jackson</i>
Member-At-Large	<i>Larry Cowles</i>

CHAIRS

Programs	<i>Brian Loflin</i>
Membership	<i>Judith Sparhawk</i>
Exhibits	<i>Cynthia Long</i>
Events	<i>Robin Grube</i>
Competition	<i>Frank Peele</i>
Field Trips	<i>Phil Ellsworth, Melanie Ladonga James Whitehill</i>

WHERE WE MEET...



PHOTOGRAM

Redlands Camera Club
P.O. Box 8311
Redlands, CA 92375
