

PHOTOGRAM

www.RedlandsCameraClub.com

January, 2005

Redlands Camera Club is a group of amateur, serious-amateur, and professional photographers who are interested in sharing experiences and advancing their skills. Anyone with similar interests is encouraged to attend a meeting: no cost or obligation. We meet at 7:00 pm on the first and third Mondays of every month at **Redlands United Church of Christ**, 168 Bellevue Avenue, Redlands, CA.

Regular Features...

The Prez Sez Programs New Members Exhibits Members' Gallery

Happy New Year!

ARE YOU READY?

How about one more New Year's resolution?

To take your photography to the next level.

Make the commitment today. Use your club's resources to improve your:

- Photographic skills
- Photo critiquing skills
- Photo editing skills (if digitally oriented)
- Presentation skills



Let's all get off the fence.



Let's go from snapshots and scenics . . . to

COMING EVENTS

<p>RDPE-D19 31 FUJI RDPE 32 FUJI RDPE 33 FUJI RDPE 34</p> <p>January 3</p> <p>JUDGING PHOTOGRAPHIC COMPETITIONS</p> <p>Shirley & Brian Loflin</p>	<p>January 17</p> <p>SPORTS PHOTOGRAPHY</p> <p>Phil Ellswerth</p>	<p>February 7</p> <p>EXOTIC PORTRAITS</p> <p>Bill Nord</p>	<p>February 21</p> <p>MEMBERS' NIGHT</p> <p>Bring up to 4 images</p>
--	--	---	---

Questions? Call Shirley Loflin (909) 789-6622 or Frank Peele (909) 793-4104
Or come to a meeting! (see map on back page)

THE PREZ SEZ...

Shirley Loflin

For those of you who could not attend the Holiday Meeting and Party, you missed a real feast. Robin Grube, our Events Chair, once again surprised us with a beautifully decorated hall, good Christmas Music, and a very tasty punch that disappeared as fast as she made it. Our hats are off to Robin, and thanks again for a job well done.

So now that all the gifts have been opened, the wrappings thrown away, and tens of thousands of calories consumed, it's time for all the New Year's resolutions to be made. There might be a few to consider with regards to our club and photography.

- Use a tripod even if it is inconvenient. It makes you take more time, but the slow-down is productive.
- Keep an open mind to new ideas.
- Exercise your photographic thinking with self-imposed exercises and assignments.
- Clean your cameras, lenses and other equipment often.
- Keep an open mind to new ideas.
- Clean out your camera bag and restock. Ensure that the inside of your case is clean and that all batteries are fresh. Have spares handy.
- Keep an open mind to new ideas.

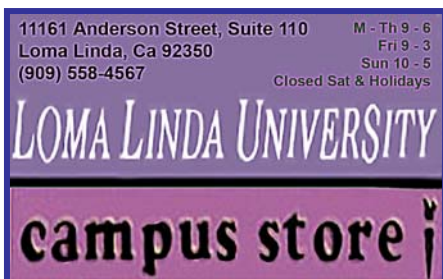
- If you received a new camera or other major accessory, read the instruction manual thoroughly and keep it handy. When you need to learn a new technique, consult your manual. Often many tips and techniques are illustrated for you.
- Keep an open mind to new ideas.
- Clean out your old photo magazine collection. Clip and save all the great ideas in a categorized photo file.
- Keep an open mind to new ideas. Be versatile in the New Year. You will grow from the process and be a lot happier!

Brian and I thank you for all the positive comments that we have received about our club leadership. You must realize that this does not happen without a lot of good, dedicated help.

Remember that we will soon seek new leaders for our club for the coming year. They will be installed at our Annual Banquet in March. Because time goes quickly, please give consideration now to those around you who may be good candidates in the many roles needed to make it tick.

Our very best wishes to all for lots of good photography and a most prosperous New Year.

Sincerely,
Shirley Loflin



UPCOMING PROGRAMS

Brian Loflin

JANUARY 3RD PROGRAM

*Judging Photographic Competitions
What Makes A Winner*

Brian and Shirley Loflin will bring their many years of experience judging photographic competitions to our club in a presentation that will kick off a series of training sessions for judges from our own club.

This presentation will focus upon those elements that make good competition images and motivate the judges.

They will demonstrate the difference in good competition images and those that have sentiment for the maker.

FEBRUARY 7TH PROGRAM

Exotic Portraits

Many club members have admired the many portraits of women in colorful head dresses that continue to win in our club competitions year after year.

These are the images of Bill Nord, a club member of several years and a member of *San Bernardino Lens and Shutter Club*.

Bill will bring one of his models and demonstrate his secrets of success.

He suggests that members also bring their cameras and participate in what promises to be a fun and instructive evening.

JANUARY 17TH PROGRAM

Sports Photography

As a contract sports photographer for *Sports Illustrated* and *ESPN Sports* and others, club member Phil Ellsworth has a keen eye for making sports images that capture the peak action, which gives him an edge in a most competitive industry.

He will bring our club a presentation of images and will discuss how they were made, what opportunities sports photographers must look for, what equipment is required, and the special techniques that keep the work fresh and in demand.

FEBRUARY 21ST PROGRAM

Members' Night

This is the time where members get to present some of their favorite images.

Members are encouraged to bring up to four of their images, slides, prints or digital images.

Images will be shown to the audience while techniques, challenges, and opportunities will be discussed. This can be a valuable educational experience for all those who participate.

Frank Peele

Certified Professional Photographer

personalized instruction
in award-winning
photographic techniques

(909) 798-7999 Frank.Peele@verizon.net
1309 Pacific St. Redlands, CA 92373

Dave Holden



Since 1934

(909) 793-2488 - Paint
(909) 793-2480 - Framing
(909) 793-2489 - Decorating
(909) 793-8431 - Fax

555 West Redlands Blvd.
Redlands, California
92373-5228

HOW TO CONFIGURE IMAGES FOR DIGITAL PROJECTION

Images on CDs for projection should be:

- Image Size: long dimension 1020 pixels (14.167 inches)
- Resolution: 72 dpi
- File Format: JPEG
- Color Space: sRGB preferred. Do not include other data or software on the CD.

*If you have any
questions, please
contact
Frank Peele*

NEW MEMBER PROFILES

Judith Sparhawk

Welcome to **Pam Watkins**

Pam Watkins is a recent member of RCC. She has been interested in photography for about two years, and currently shoots with film. However, she is about to switch over to digital photography, as she believes Santa is bringing a digital camera.

She enjoys photographing almost everything, including landscapes and close-ups. She is getting a macro lens, which will help in the close-up work.

She looks forward to taking some photo classes.

Pam lives in Beaumont and is a stay-at-home-mom to her four year old child.

Welcome, Pam.

Welcome to **Bill Jochimsen**

Welcome to Bill Jochimsen. He has been seriously interested in photography for the last ten or twelve years. Bill uses 35 mm Minolta equipment and has used vacations as opportunities for travel and group photography. He enjoys landscapes and shooting animals (with his camera). Bill also is an avid gardener, a rock hound, and does lapidary work.

He lives in Yucaipa and retired about a year ago from the County Assessor's office. He does some appraisal work on his own.

Next June he will travel to Minnesota to photograph animals in their natural settings. Hopefully we will see some of those pictures at one of our meetings.

Welcome to **Dayna More**

Dayna More just joined RCC in order to learn more, especially since she has changed from film to digital photography in the last three months.

She considers herself a beginner, but has done well photographing her own and other children in black and white, and hand-tinting the images.

Dayna has lived in Redlands for five years, has worked as a teacher in the past, and currently stays at home to care for her two children, ages 2 and 4 years.

Welcome Dayna!

Welcome to **Josh Brown**

Josh Brown recently joined RCC. He has been doing photography for just under one year, using a Nikon N80 camera. He mostly photographs landscapes and architectural subjects. He is now learning portraiture as well.

He currently works as a sales associate, but plans to go to school for photography, toward making his living in the field.

He is one of our younger members, being only 22 years old. He hopes to learn from some of the more seasoned members.


We look forward to seeing some of his work in the future.

MARSHALL D. TAYLOR

Unique Mat & Frame

(909) 792-3120

611 W. Redlands Blvd. Ste. "B", Redlands, CA 92373



EVERYTHING PHOTOGRAPHIC Since 1921
For the INDUSTRIAL, PROFESSIONAL & AMATEUR PHOTOGRAPHER
COMPLETE LINE OF DARKROOM SUPPLIES & EQUIPMENT
DIGITAL CAMERAS & SUPPLIES
Redlands Camera
793-2186
129 E. State St. (State at 6th)
REDLANDS

EXHIBITS

Rosedith Marx

The next exhibit will be held at Redlands City Hall on Thursday, **Jan. 27th** between 2:00 to 4:00 pm.

By **Jan. 20th**, please e-mail **Bob Forsythe** at RF@pe.net with your name, the title of each photo you plan to display, and its price (if for sale). This provides Bob the time to print labels for the exhibit.

Also, call Bob **after 3:30 pm** to verify that he has received your e-mail. His number is (951) 787-0391.

I am grateful for Bob's help at the Dec. 18th Redlands Community Hospital photo hanging, and for making the labels. This was Bob's first time displaying his photos at the hospital.

Exhibit Schedule for 2005

For more information contact Rosedith Marx (951) 922-3890 or Bob Forsythe (951) 787-0391 or email RF@PE.NET

Where	Date	Labels Due
Special Exhibit!	Take-in	Recovery
<i>San Bernardino County Museum</i>	January 9	February 20
January 12 – February 19	10:00 – 2:00	10:00 – 2:00
<i>Redlands City Hall</i>	January 27	January 20
<i>Redlands Community Hospital</i>	March 12	March 5
<i>Redlands City Hall</i>	April 21	April 14
<i>Redlands Community Hospital</i>	June 4	May 28
<i>Redlands City Hall</i>	July 14	July 7
<i>Redlands Community Hospital</i>	August 27	August 20
<i>Redlands City Hall</i>	October 6	September 29
<i>Redlands Community Hospital</i>	November 19	November 12
<i>Redlands City Hall</i>	December 29	December 22

Member Exhibit Rules

The work must be yours, a member of RCC.
 It must be ready to hang using wire eyes & wire; no saw tooth hangers.
 You may use a frameless presentation,
 but it must be glazed (glass over the picture).
 There is a \$3.00 fee for each work hung: cash or check.
 You may offer the work for sale.
 Your name, title of the picture, and sale price (if for sale) must be on the back.

INTERNET RESOURCES Got some to recommend? Submit them.

Mail Order Houses (their on-screen quotes are in italic)

ArchivalMethods.com	"Archival storage and presentation products"
ArtSuppliesOnLine.com	Visual art supplies for graphic arts, etc.
BHPPhotoVideo.com	B&H Photo - "The Professionals' Source" (NYC)
CalumetPhoto.com	"The world's leading supplier of high quality imaging products" 11 locations, including Hollywood & Santa Ana, CA
CameraWorld.com	"No sales tax. Free shipping* Everyday low prices" (Irvine, CA)
DickBlick.com	"The best art supplies at the best discounts"
FotoClubInc.com	"Your resource for imaging solutions"
FramersIsland.com	"Your source for the finest picture framing equipment"
Framing4Yourself.com	"All your picture framing needs. All in one place."
FreestylePhoto.biz	"Your total creative resource" (Hollywood, CA)
IconUSA2.com	"Photo storage and presentation"
LightImpressionsDirect.com	"The leading resource for archival supplies"
MarathonPress.com	"The professional photographer's marketing partner"
Samys.com	"We don't just sell; we teach." (Hollywood & Pasadena, CA)
ValleyMoulding.com	"Wholesale to the trade" (Anaheim, N. Hollywood, San Diego, CA)

Display and sell your art at



Office DEPOT
 What you need. What you need to know

- SUPPLIES
 - ELECTRONICS
 - COPY PRINT CENTER
 - FURNITURE
- M-F 7-9
 SAT 9-9
 SUN 10-7

402 Orange Street
 Redlands, CA 92374
 Phone: (909) 793-2563 Fax: (909) 793-1523

TIPS & TECHNIQUES

Using Graduated Neutral-Density Filters

Members are encouraged to submit Tips and Techniques (150 - 300 words) that may benefit other club members. See Photogram Submissions box for deadline and submission information. Editor may provide items from outside sources.

Film and consumer-grade digital sensors can capture a range of about five *f*-stops from black to white, and about three *f*-stops of good color and detail. Our eyes can see about eleven *f*-stops. So when we look at a scene, our brain lets us accommodate the entire range of exposures. But some scenes can't be captured in your camera because they exceed these ranges. That's where graduated-density filters come in. They can compress the range of *f*-stops going to your film or digital sensor.

Don't make the mistake of trying to average the high and low exposure ranges. This typically causes one or the other areas of the scene to become blown out or under-exposed.

Graduated-density filters come in varying degrees of density. They typically come in 1-stop, 2-stop, and 3-stop increments. Having at least the first two will allow you to "stack" them to create the 3-stop density when needed.

On the right are some tips when using these filters:

- Hide the transition from dark to clear. Dark evergreen trees work well. Position the filter accurately. Use your camera's depth-of-field-preview button to stop down the lens. You will see the transition better than when the lens is wide open. Slide and/or rotate the filter to hide the transition in the scene.
- Choose the right strength filter(s). Use your spot meter to identify the proper exposure for your mid-tones. *Set the camera manually.* Then use the spot meter on the highlights and shadows to determine the full range of exposure in the scene. Decide which you want to keep (highlights or shadows), then attach the appropriate graduated density filter(s) to bring the over-exposed portion of the exposure into an acceptable range.
- Choose the right width of transition. Some filters change from dark to clear very sharply, some transition gradually. The width of the transition from dark to clear will be very different based on the lens you use, so you will need to select the appropriate filter. A wide-angle lens can use a filter with a more gradual transition.

FIELD TRIPS...

Phil Ellsworth, Melanie Ladonga, and James Whitehill

For 2005, many great field trips are ahead for the *Redlands Camera Club!* Every month we will coordinate a field trip grabbing different interests for all to enjoy.

Two big field trips during the year that will involve a few days stay are also in our sights.

- A trip to San Diego to catch the *San Diego Zoo Safari* tour in the spring to see the animals with their newborns.
- A trip to South Eastern Utah to tour *Zion National Park* and *Bryce Canyon*.

Here's to the new year of photos!

Melanie Ladonga

Some ideas for the field trips in 2005:

- Joshua Tree
- Fairmount Park in Riverside
- Balboa Park – San Diego
- Devil's Punchbowl
- Ft. Tejon
- Renaissance Fair
- Mt. Rubideaux
- Kimberley Crest
- Smiley Park at night
- Salton Sea
- Mono Lake
- Lytle Creek
- Orange Empire Railroad
- Huntington Library
- Grand Street, LA
- Santa Monica Pier
- March Field Museum (airplanes)

PHOTO OPPORTUNITIES THIS MONTH...

Can't make a field trip? Go on your own, or with other members!

Jan. 14 - 17	<i>Morro Bay Winter Bird Festival</i> www.morro-bay.net/	Morro Bay, CA	See & hear Moose Peterson and Mark Herzog
Jan. 21 - 23	<i>56th Annual Grand National Roadster Show</i> www.hotrodhotline.com/	Pomona Fairplex	10:00 am – 8:00 pm \$15 Adults

MEMBERS' GALLERY

SHARE YOUR WORK

Members are encouraged to submit up to 2 images per month for inclusion on a space-available basis. Submitted images must be 300 ppi JPEG, no larger than 5"x 5" (will probably be reduced for publication). Editor will make every effort to display as many members' images as possible. See Photogram Submissions box for deadline and submission information.



Kirkstall Abbey
Robin Grube



Drummer
Kish Doyle



Snow Sunset
John Brantley



Glass 2
Lois Behrens



St. Louis Arch
Chris Sveen



Web 99
Fred Nicoloff



Frill
Alice Anderson



Bishop Autumn
Ron Anderson



Designer Images Line
Chad Patrick



Amaryllus
Gabi Rae



Waterfalls
Joel Block



Attitude
Mike Harmon



Rock Formation
Karen Carter



Reeds
John McCormack

RCC Bulletin Board

On a space-available basis, Notices, Requests and For Sale Ads may be posted by any member.
All postings must be photography related and include your name and contact information.
300 ppi JPEG pictures may be included. Editor may include, exclude, or edit postings as needed.



**FOR
SALE**



Lowepro Pro-Mag 2 AW

Camera Bag

\$60.00 (B&H currently sells new for \$119.95)

- Shoulder and waist belts
- Built-in weather cover
- Detachable film pouch
- Mesh pockets on lid and sides
- Zippered and open inner pockets
- Lots of dividers for customizing

I carried a pro-sized 35mm SLR body with attached lens, a 70-200mm lens, and a flash attachment in the main compartment, many items in the mesh pockets, and film, notepad, pens, cards, etc. in the front pocket.

Steve Felber

(951) 769-6898 SNFELBER@Yahoo.com

NOW APPEARING
If you plan to exhibit, let us know
in advance. We'll post it here.

San Bernardino Public Library

biblioteca pública de san bernardino
Norman F. Feldheym Central Library
555 West 6th Street · San Bernardino, CA 92410
909.381.8201

You are invited to see the
Photography Exhibit
by

Peggy Burnett

January thru February

In the

Upper & Lower Galleries

Mon – Wed: 10 am – 8 pm

Thurs – Sat: 10 am – 6 pm

Closed Sunday



FACULTY EXHIBITION

Dec. 12 – Jan. 15

Artist's Reception

Dec. 12 2:30-6:00pm

364 E. Highland Ave,
San Bernardino at the 215
& 30 freeways

"ESSENCE"

By Mary Backer,
NWS



BRAND LIBRARY ART GALLERIES

1601 West Mountain Glendale

Pat Backer is honored with an award for his photograph "VERTIGO" in the *Thirty-Third Annual Juried Exhibition National Competition WORKS ON PAPER.*

Dec. 4 – Jan. 14

Opening Reception & Awards Ceremony

Sunday, Dec. 5

3-5 pm



PHOTOGRAM

SUBMISSIONS

Editor

Steve Felber

1990 Fairway Oaks Ave.
Banning, CA 92220

E-mail: SNFelber@Yahoo.com

Phone: (951) 769-6898

*Deadline for all submissions is
the 3rd Tuesday of each month*

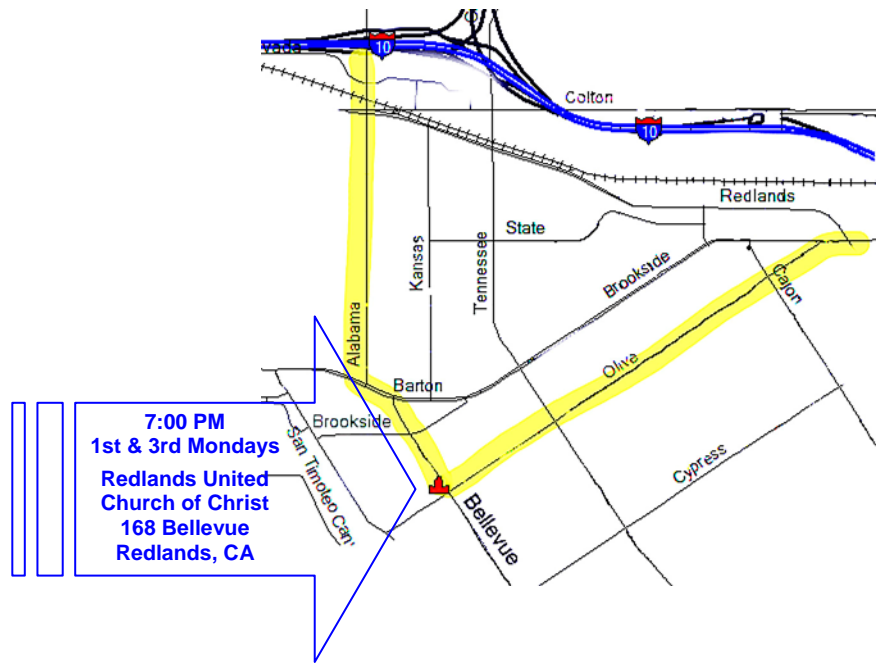
CLUB OFFICERS

President	<i>Shirley Loflin</i>
Vice President	<i>Brian Loflin</i>
Secretary	<i>Jerry Reece</i>
Treasurer	<i>George Johnson</i>
Librarian	<i>Kish Doyle</i>
Publicity	<i>Walt Daly</i>
Photogram Editor	<i>Steve Felber</i>
Circulation	<i>Dennis Jackson</i>
Member-At-Large	<i>Larry Cowles</i>

CHAIRS

Competition	<i>Frank Peele</i>
Events	<i>Robin Grube</i>
Exhibits	<i>Rosedith Marx</i>
Field Trips	<i>Phil Ellsworth</i>
Membership	<i>Judith Sparhawk</i>
Programs	<i>Brian Loflin</i>
Webmaster	<i>Robert Pincus</i>

WHERE WE MEET...



PHOTOGRAM

Redlands Camera Club
P.O. Box 7261
Redlands, CA 92375
