

**Redlands
Camera
Club**

Established 1896

PHOTOGRAM



Redlands Camera Club is a group of amateur, serious-amateur, and professional photographers who are interested in sharing experiences and advancing their skills. Anyone with similar interests is encouraged to attend a meeting at no cost or obligation.

We meet at 7:00 pm on the first and third Mondays of every month at **Redlands United Church of Christ**, 168 Bellevue Avenue, Redlands, CA (see back page for map).

April, 2010

Best Of Show - Spring Digital Competition



Jackson Hole Lake; Rick Strobaugh

COMING ATTRACTIONS

<p>April 5</p> <p>MASTERING PRINT COMPETITIONS</p> <p>Alan Mayer</p>	<p>April 19</p> <p>UNDERWATER IMAGING</p> <p>Shawn Gibbs</p>	<p>May 3</p> <p>MEMBERS' NIGHT</p> <p>Bring up to 3 images</p>	<p>May 17</p> <p>PHOTOGRAPHING MOJAVE</p> <p>David J. McChesney</p>
---	---	---	--

PHOTOGRAM

Distributed on the 1st of each month.

Deadline for all submissions is the **Last Thursday** of each month.

© **Redlands Camera Club and its Contributors.**
The contents of the *Photogram* are copyrighted.
No material herein may be reproduced in any manner
without the written permission of the Editor
or the material's specific contributor.

Editor: Steve Felber
(951) 769-6898

SNFelber@Yahoo.com

THE VIEW FROM HERE

Bruce Bonnett

As we move into a new year for the *Redlands Camera Club* (RCC) and my first year as your new President, I want to express my appreciation and that of the entire Club to Judith Sparhawk, the Board members and the committees for their outstanding contributions during the previous years. Through their efforts we have seen a substantial growth in membership and participation as well as new tools and services being made available to members. It takes a lot of willing volunteers to keep RCC running well and I'm confident that this coming year, with your continued support and service, we will continue to see great strides for the Club.

Thanks also go out to Steve Oberholzer and those who helped make our Annual Banquet a success. Great food, great friends, and good times were had by all. The whole evening was a flurry of activity. In addition to the dinner, we had the installation of new (and continuing) officers and committee chairs, the awarding of ribbons to the winners of our recent digital competition, and the selection of images for the *Redlands Horticultural Society's* Flower Show exhibit.

Thanks Woody (Wayne Wood) for your hard work on making the competition a success. Kudos to all who submitted their work to the competition and congratulations to all the winners!

Congratulations also go out to those who had their images selected for the flower show exhibit. It was a tough choice for us all to select from so many beautiful images. This is the third year that our Club has been selected to exhibit by the Redlands Horticultural Society and it is a wonderful opportunity to showcase our talent and artistry. And speaking of flowers, spring is here. Flowers are blooming. It's time to get out and shoot for next year's show!

Make your subject pop with shallow Depth Of Field

One of the simplest ways to improve your photography is to go minimal. Examine your scene and boil it down to the essential details. Pick a single detail and use a shallow Depth Of Field to isolate it from its surroundings. Choose the proper lens; a long lens will provide shallow D.O.F.; a wide lens will provide much greater D.O.F. Getting closer to your subject will also maximize D.O.F. When focused on Infinity, a lens may be sharp from 50 feet to infinity: when focused only a few feet from the camera, the D.O.F. may be microscopic.

The formula is simple: A long lens + a maximum aperture ($f-2.8$) + a close focusing point = simplicity and success.

Redlands Camera Club P.O. Box 7261 Redlands, CA 92375

www.RedlandsCameraClub.com

CLUB OFFICERS

President: *Bruce Bonnett* **Vice President:** *Bruce Woodcock* **Past President:** *Judith Sparhawk*
Secretary: *Jerry Reece* **Treasurer:** *Rick Strobaugh*

CHAIRS

Circulation: *Karen Fabrizio* **Competition:** *Wayne Wood* **Exhibits:** *Carol Abidin* **Education:** *Frank Peele*
Field Trips: *Judith Sparhawk* **Hospitality:** *Steve Oberholtzer* **Librarian:** *Mike Reid*
Member-At-Large: *Larry Cowles* **Membership:** *Bessie Reece* **Photogram Editor:** *Steve Felber*
Programs: *Bruce Woodcock* **Publicity:** *Nancy Yowell* **Webmaster:** *Wayne Wood*

UPCOMING PROGRAMS

Bruce Woodcock

APRIL 5TH

Mastering Print Competitions; Alan Mayer

Join Alan Mayer and learn from the master the secrets of meriting in print competitions. Mr. Mayer will cover design, adding complimenting elements, Photoshop layering, telling a story with your image, and the fine art of naming your masterpiece.

APRIL 19TH

Underwater Imaging; Shawn Gibbs

Shawn Gibbs will talk about the gear used in underwater photography. He'll also explain the differences between land shooting and underwater shooting. We will then enjoy a slide show of underwater images from trips to Honduras, Florida, and up and down the California Coast.

Photoshop & Elements tip: Keyboard-driven Opacity settings

With the Move (arrow) tool active, press the numbers on your keyboard to change the active layer's Opacity. 0 = 100%, 1 = 10%, 2 = 20%, 3 = 30%, etc. If you want a more specific number, type it in – such as 33 = 33%. This works on an entire image (Background) or any Layer that you have active.

If you have another tool active that has its own opacity setting -- such as a brush or clone tool, your keyboard numbers will change that tool's opacity, rather than the layer's or image's opacity.

0

RCC Bulletin Board

0

On a space-available basis, Notices, Requests and For Sale ads may be posted by any member. 300 dpi JPEG pictures may be included.

All postings must be photography-related and include your name and contact information.

See *Photogram Submissions* box for deadline and submission information.

Photography Classes at Redlands Adult School

This may be the last time these classes will be available! Due to the state's budget crisis, the Adult School may be closed down after this semester. Now is the time to act!

Classes are taught by Frank Peele, Certified Professional Photographer

Advanced Adobe Photoshop Elements 8

Tuesdays 6 – 9 p.m., Apr 27 - Jun 1. Continuation of the above class, which is a prerequisite.

All tuitions are \$60. To register or for more information, go to www.redlandsadulthoodschool.org, call (909) 748-6930, or go to the school office at 10568 California St., Redlands.

These classes do fill up, so early registration is advised.

EXHIBITS

Carol Abidin

Next Hanging: Redlands City Hall

Thursday, April 8 from 3:00 to 5:00

Join your club members and bring a photograph to show the community our talents at RCC. See the Print Exhibit Rules for requirements.

If you have photographs currently hanging at City Hall that have not been sold, you can let them hang again and/or bring new ones with a cost of only \$3.00 for each.

After hanging your pictures, bring friends and family to show them what RCC is all about.

WEBMASTER/COMPETITION

Wayne (Woody) Wood

Our Spring Digital competition was a huge success. Congratulations to all who won ribbons. Special congratulations to Rick Strobaugh for his beautiful Best of Show winning image, "Jackson Hole Lake".

It was also nice to see some of our newer members winning ribbons. Keep up the good work!

We had 64 members enter a total of 246 images. That is far more than our last competition. Thanks to all who entered.

Thanks also to Larry Cowles for his blog about places to visit and photograph in Southern California. It's called SoCal Photo Opps and can be found on our web site under the "Activities" and "Links" buttons on the left of each page.

The 2010 competition schedule and information documents are now on the web site.

From now on all image files entered in the print and digital competitions, as well as members nights, will be named in the following manner: the title of your image will be the file name. If the title of your image is Stormy Weather then your file name will be stormyweather and it should be saved as a JPG file, meaning it will appear as stormyweather.jpg. Please don't put any punctuation, capitol letters or spaces in the file name.

Exhibit Schedule for 2010

<u>Where</u>	<u>Hanging Dates</u>	<u>Take-In Times</u>
Redlands City Hall	February 11	3 - 5
Redlands Community Hospital	March 6	10 - Noon
Redlands City Hall	April 8	3 - 5
Redlands Community Hospital	May 8	10 - Noon
Redlands City Hall	June 3	3 - 5
Redlands Community Hospital	July 10	10 - Noon
Redlands City Hall	August 5	3 - 5
Redlands Community Hospital	September 11	10 - Noon
Redlands City Hall	October 7	3 - 5
Redlands Community Hospital	November 6	10 - Noon
Redlands City Hall	December 2	3 - 5

PRINT EXHIBIT RULES

The work must be yours, a current member of RCC.

It must be ready to hang using wire eyes & wire;
no saw tooth hangers.

You may use a frameless presentation.

Your name, title of the picture, and sale price (if for sale) must be on the back.

There is a \$3.00 fee for each work hung: cash or check.

Work left for another hanging will be charged again.

Work removed but not retrieved after a new hanging will be charged a \$3.00 storage fee.

Work unclaimed within 60 days of removal will be considered abandoned and become the property of Redlands Camera Club for disposal or sale at its sole discretion.

CONFIGURING IMAGES FOR DIGITAL PROJECTION

Color Space: sRGB

Image Size: 1280 pixels on the long side

File Format: .JPG

File Size: Less than 3.5 mb (3500 kb)

Image Title: Stormy Weather (normal punctuation)

File Name: stormyweather.jpg (no punctuation)



SYLVIA BECKER

BROKER, REALTOR®
(704) 780-5592

Email: SylviaBecker@yahoo.com
Fax: (704) 557-9114
SylviaBecker.ReMax.com

RE/MAX

Executive Realty
6842 Morrison Boulevard
Charlotte, NC 28211

NC License No. 243441
SC License No. 62006
CA License No. 01723449

MEMBERSHIP

Bessie Reece

Membership for April 2010 to March 2011 is now due. If you haven't got yours in yet, remember to pick up your renewal form at the April 5th meeting OR print a copy of the membership form from our website www.redlandscameraclub.com and mail it with your check to the PO Box listed on the application. If you have already got your renewal in, welcome to the 2010-2011 year. We have a great year planned that you won't want to miss.

New Members:

Sharon Skonetski: Sharon began photography at the age of seven when she borrowed her parents' camera and began shooting. This experience evolved into having her own darkroom and studio when she was in her twenties. She lost interest in photography for a while and rekindled her interest about ten years ago. She shoots portraits, weddings, and landscapes. Sharon is now totally immersed in photography and shoots almost every day. She enjoys meeting other photographers, learning from them and helping others. Sharon feels that every photographer is unique and because of this, she enjoys sharing with others.

Lois Bryant: Lois is new to digital photography and hopes her membership in RCC will help her to become a better photographer. She is presently using a point and shoot camera. Lois is retired from Redlands High School where she taught biology and English for some 34 years. She does a lot of travel photography which she shares with friends. Lois also enjoys photographing plants and animals. She is learning to use Photoshop Elements to process her work. Through her membership in RCC, Lois hopes to learn more about photography and increase her skills.

Bill Wendt: Bill and his wife, Sally, are retired and living in Yucaipa. Bill has been taking pictures since the 1960's. He enjoys making albums, recording the events in the lives of their three children and grandchildren. Recently Bill and Sally took an RV trip throughout the United States and Canada. Bill enjoys photographing the National Parks and major State Capitals. Lately he has developed an interest in photographing flowers, birds, and butterflies with his Canon 50D. He hopes to learn more about photography and editing through his membership in the club.

Richard De Rose: Richard shoots with a Canon xti, having started out his SLR days with a Canon AE1. However, with raising a family, etc, he has had a 30 year break from serious photography. He liked to shoot landscapes and flowers using a flash often for fill flash and back lighting. Richard is interested in meeting other photographers that can help him come up to speed in the digital world and is interested in taking photography lessons. He also flies radio control airplanes. Richard's wife, Lynn who is a nurse at Kaiser, has a Sony S350.

Photoshop & Elements tip: Use Guide Lines

Need a straight line to guide you? Sometimes, we need to straighten a horizon or draw a straight line, or make sure a tree or other object is straight up and down. These are great times to use guide lines. Getting them is simple. First, make sure your Rulers are visible in an opened file (they won't show until a file is opened). If not, click on View > Rulers.

Place your cursor inside the horizontal ruler at the top of the file, click and hold then pull a horizontal guide line out of the ruler. Voila; you have a guide line! Position it wherever you like.

For vertical guide lines, do the same thing from the left-hand vertical ruler.

You can make as many guide lines as you like (they're really helpful for making boxes). When you want to put them away, just click and hold on each guide line and drag it off the edge of the image.

FIELD TRIPS

Judith Sparhawk

Our new membership begins April 1st, and as your new Field Trip Coordinator, I will be planning some trips to make use of the good spring weather that we can (hopefully) anticipate.

Just having taken over the new job, I don't have a specific trip on the calendar yet, but I will soon. We will likely have some wildflower and garden trips, as this is a good year for that. In May Steve Felber has organized the trip to Bryce Canyon, a weeklong field trip. Not all of us can take a week off, but most of us can take a day here and there.

If you have places that you would like to see organized into a photo field trip, please contact me at jsparhawk746@yahoo.com, to make suggestions.

I am also looking for two or three people who would like to assist on the Field Trip Committee. The committee will work together in planning trips and handling some of the logistics. Let me know if you would like to participate in this way.

I know some of you cannot participate in weekday trips, others love non-weekend trips because of less crowded locations. We will work to have a variety of field trips, different days, different events or locations. Sometimes the lead time may be short, but we will attempt to give as much advance notice as possible. Your feedback will be helpful in planning. So, let's have a great year out there.

Extended Field Trip To Bryce

Steve Felber: (951) 769-6898

To date, ten members and guests have signed up for our one-week trip to *Bryce Canyon National Park*.

This should be a fun-filled trip with lots of great photographic opportunities -- for images, for learning, for sharing, for socializing, and for getting to know your fellow club members a little better.

One of our men members has booked a two-bed room at Ruby's Inn and is willing to share it and carpool if anyone's interested. Hotel rooms are probably getting pretty scarce by now, but the campground should still have spaces available for RVers. The campground also has tent sites (although it may still be pretty cold in May), cabins, and tipi's available.

If there are any other members who would like to come along and have lost the information I emailed in early March, please give me a call and I'll re-send the packet.























If you're thinking of going, better decide soon and get those reservations made! Ruby's Inn and Campground can be reached at [435-834-5301](tel:435-834-5301), [800-468-8660](tel:800-468-8660), or www.brycecanioncampgrounds.com.

Photoshop & Elements tip: Add a Soft Glow

Add a soft glow effect to an image using a blur-and-fade effect. First, finish all your layer work and flatten the layers (Layer>Flatten Image). Next, run a medium Gaussian Blur (Filter>Blur>Gaussian Blur) on the flattened image. Then immediately press Ctrl-Shift-F (MAC: Command-Shift-F) to open the Fade dialog. Choose Soft Light from the Mode menu; vary the Opacity to the desired strength.

MEMBERS' GALLERY

Spring Digital Competition: 1st Place Ribbons

<p>Model</p>  <p>Apprentice People - First Place Owen Owens</p>	<p>Broke Not Broken</p>  <p>Apprentice Photojournalism - First Place Forest Shipp</p>	<p>Bryce Canyon</p>  <p>Apprentice Places - First Place Penny Schwartz</p>	<p>Tall Aspens</p>  <p>Apprentice Land/Seascape - First Place Eugene Olsen</p>	<p>BluBird and Bug</p>  <p>Apprentice Animal - First Place Sandy Woodcock</p>
<p>Dragon Slayer</p>  <p>Apprentice Close-Up - First Place Forest Shipp</p>	<p>White Hat On Black</p>  <p>Apprentice Open/Misc - First Place Sandy Woodcock</p>	<p>Heading Out</p>  <p>Intermediate Photojournalism - First Place Karen Coates</p>	<p>Tern Off The Water</p>  <p>Intermediate Animal - First Place Les Coombes</p>	<p>Predators Shadow</p>  <p>Intermediate Close-Up - First Place Lee Nernich</p>
<p>Natures Window Sedona</p>  <p>Intermediate Places - First Place Les Coombes</p>	<p>Truck Of Many Colors</p>  <p>Open/Misc - First Place Jerry Reece</p>	<p>Akuas Eyes</p>  <p>Intermediate People - First Place Steve Oberholtzer</p>	<p>Arch And Stars</p>  <p>Intermediate Land/Seascape - First Place Pat Murphy</p>	<p>Morning Takeoff</p>  <p>Advanced Animal - First Place Joseph Niehus</p>
<p>Evening Star</p>  <p>Advanced Close-Up - First Place Isidro Acevedo</p>	<p>Becky With Scarf</p>  <p>Advanced People - First Place Larry Cowles</p>	<p>Going Home</p>  <p>Advanced People - First Place Bruce Bonnett</p>	<p>What A Night</p>  <p>Advanced Photojournalism - First Place Wayne Wood</p>	<p>Point Reyes</p>  <p>Advanced Places - First Place Rick Strobaugh</p>
<p>Sunset Gallop</p>  <p>Advanced Open/Misc - First Place Bruce Bonnett</p>	<p>Death Vlei</p>  <p>Advanced Land/Seascape - First Place Julie Furber</p>			

DigiPHOTO-LAB AND STUDIO
Professional Photo Lab

YOUR SATISFACTION IS OUR PRIORITY

Experience the Difference

Input Optimize Output

123 W. Highland Ave., San Bernardino, CA. 92402

Digital Albums
 Greeting Cards
 Canvas Printing
 Professional photographer & videographer

Custom Image Service
 Mount & Titlame Service
 Large Format Service
 Professional photographer & videographer

Tel: (909) 883-0539

PIC PHOTO IMAGING CENTER
Professional Color Laboratory

(909) 825-1709
(909) 825-1171

photo.image.center@sbcglobal.net

Alejandro Martinez
Owner

851 S. Mt. Vernon Ave.
Colton CA, 92324

Suite 7A
Between
The 10 & 215 Freeway

empire camera

410 Alabama #103
Redlands, CA 92373

(909) 798-6677

Want to join or renew your membership?

- Complete this form and bring it to a meeting, along with \$20 annual dues,
- Or **Mail to:** P.O. Box 7261 Redlands, CA 92375 (make check payable to: Redlands Camera Club)

WHERE

WE MEET...

Name: _____ Phone: (____) ____ - _____

Street Address: _____

City: _____ ST: _____ ZIP: _____

E-Mail: _____

New Member Annual Renewal



Redlands Camera Club **Redlands United Church of Christ**
 7:00 p.m. -- 1st & 3rd Mondays 168 Bellevue, Redlands, CA

PHOTOGRAM
 Redlands Camera Club
 P.O. Box 7261
 Redlands, CA 92375