

Redlands Camera Club is a group of amateur, serious-amateur, and professional photographers who are interested in sharing experiences and advancing their skills. Anyone with similar interests is encouraged to attend a meeting: no cost or obligation.

We meet at 7:00 pm on the first and third Mondays of every month at
Redlands United Church of Christ, 168 Bellevue Avenue, Redlands, CA (see back page for map).

June, 2011

R A N D O M T H O U G H T S F R O M T H E E D I T O R

- Most of us join camera clubs (I belong to four) for two reasons: To improve our photographic skills; and to enjoy the camaraderie of fellow photographers – both in discussions and during photo shoots.
- Field trips are good ways to accomplish both. In discussions during photo shoots, we learn things we didn't know, or have issues clarified that we were a bit "cloudy" on. During the shooting, we watch and learn from others: maybe they show you an angle or a subject you hadn't considered on your own; or maybe they demonstrate the benefits of "working the subject".
- Competitions are another great way to improve your photography. By evaluating the images that scored higher than yours, you can begin to incorporate some of the techniques that caused those higher scores – composition, focal point of the image, editing, etc.
- To prepare an image for competition, get feedback during a Members' Night; apply that information, then enter the revised image in the competition. In this way, issues you hadn't noticed or didn't think were that important will be resolved before the judges see it. Voila! Improved image; improved score!
- I'm assuming here, but I think most Apprentice photographers are looking to improve their photography. If so, I encourage more to enter our competitions. Did you know that 8 entered our last Digital Competition and 11 entered this month's Print Competition? Now I don't know how many Apprentice photographers are in the club, but I suspect these entrants are a relatively small percentage of them. So Apprentices, at our next competition, please join in! Field trips, too, when your schedule allows.

COMING ATTRACTIONS



PHOTOGRAM

Distributed on the 1st of each month.
Deadline for all submissions is the
Last Thursday of each month.

© **Redlands Camera Club and its Contributors.**
The contents of the *Photogram* are copyrighted.
No material herein may be reproduced in any manner
without the written permission of the Editor
or the material's specific contributor.

Editor: Steve Felber
(951) 769-6898
SNFelber@Yahoo.com

THE VIEW FROM HERE

Bruce Bonnett

"The question is not what you look at but what you see."

Henry David Thoreau

“What you see”? What’s Thoreau talking about? Could it be that two people looking at the world see different worlds? Do our cameras see what we see? Our club’s scavenger hunts have definitely proven that we each see the world differently. Given the same list of topics and the same area to explore, it’s amazing how many different interpretations are presented to us as we share our results. If you are now wondering if you missed a scavenger hunt lately, the answer is no. I just want to discuss the importance of training ourselves to be better observers of the world around us so that we become better photographic artists.

Most of us can see in the conventional sense, but many of us haven’t developed the skills to see in the creative sense. As with any skill, it takes practice and thoughtful exercise to begin to look around what may be an “ordinary” scene and look for the elements that will inspire you to create something unique and artistic.

Photography is about light, pattern, color, texture, point of view, etc. However, our cameras see things in two dimensional representations of a moment in time, and lack the sense of presence and the physical ambiance that we experience of “being there”. We must gain both the creative skills and the technical skills to create images that evoke the desired impact in the viewers’ minds.

Practice looking around you for the big picture, the details, the humor, and oh yes, remember to turn around and look behind you, as there’s a whole different world hiding behind your back. Look for the opportunity to create images that evoke laughter, sadness, anger, pride, wonder, or another intense emotion. Frame your images to include what is critical to your message and be aware of elements that you want to exclude.

Creativity doesn’t begin when you press the shutter, nor does it end there. The modern tools we have to post-process our images give us unlimited ways to enhance them to more fully convey the idea, message, or emotion we wish to express.

Photography is an art that we all enjoy and can excel at. As we become better skilled at seeing and creating, we also become more skilled in the ability to see and capture special moments around us. These moments, in snapshots, will more fully catch the emotions we wish to preserve, even if just for ourselves. So, whether you want to become the next Ansel Adams, or just capture your family’s journey through life, truly see and enjoy the world that surrounds you.

Redlands Camera Club P.O. Box 7261 Redlands, CA 92375

www.RedlandsCameraClub.com

CLUB OFFICERS

President: *Bruce Bonnett* **Vice President:** *Bruce Woodcock* **Past President:** *Judith Sparhawk*
Secretary: *Jerry Reece* **Treasurer:** *Rick Strobaugh*

CHAIRS

Circulation: *Jennie Duncan* **Color Munki:** *Carl Detrow* **Competition:** *Russ Trozera* **Education:** *Frank Peele*
Exhibits: *Richard S. Paul* **Field Trips:** *Judith Sparhawk* **Hospitality:** *Steve Oberholtzer* **Librarian:** *Mike Reid*
Member-At-Large: *Larry Cowles* **Membership:** *Bessie Reece* **Photogram Editor:** *Steve Felber*
Programs: *Bruce Woodcock* **Publicity:** *Sandy Woodcock* **Webmaster:** *Wayne (Woody) Wood*

PROGRAMS

Bruce Woodcock

JUNE 6TH

Apprentice Print Competition: with judge critiques

The Apprentice Print Competition is open to all RCC members who are in the Apprentice class. Each entrant may submit up to a total of four images, in one or as many of the subject categories as desired. The categories are People, Places, Land/Seascapes, Animals, Photojournalism, Close-up, Open or Miscellaneous. Any image that has not won a ribbon in previous RCC competitions is eligible regardless of when the image may have been produced.

JUNE 20TH

Phototique: Bruce Woodcock

I know I have had images that I just couldn't make appear the way I wanted to! Has anyone had the same feeling? If yes, then I invite you to come to the June 20th meeting with up to four (4) images.

A panel of three judges will critique your images. This is an opportunity to bring a potential competition image for input prior to the September 19th Print Competition.

WEBMASTER

Wayne (Woody) Wood

If any member has photography related videos on You Tube or Vimeo just email the link to me and I will place them on the video links page on our web site.

We now have quite a few affiliate links on our web site.

Please consider clicking on these links if you are planning a photo or computer type of purchase. By going to these seller's web sites through our links we will be paid a small percentage of each sale. It won't be much, but at the end of the year it could wind up being a sizeable amount.

Adjustments in Elements 8, 9, CS4, & CS5

Photoshop Elements (versions 8 and 9) incorporates some changes that are similar to those found in *Photoshop CS4 & CS5*, including the use of an Adjustments panel rather than individual dialog boxes for each adjustment.

This provides a central area where adjustment controls can be manipulated, and also enables a workflow without a dialog box that must be dismissed before you perform another task.

With prior versions you would need to click OK to accept the adjustment, or Cancel to cancel the adjustment, before you could perform most other tasks.

With this new approach, there's no sense of being "finished" with an adjustment. Simply perform any task you'd like, including refining an adjustment, by clicking it and adjusting the controls in the Adjustments panel.

PRINT EXHIBIT RULES

The work must be yours, a current member of RCC.

It must be ready to hang using wire eyes & wire;
no saw tooth hangers.

You may use a frameless presentation.

Your name, title of the picture, and sale price (if for sale)
must be on the back.

There is a \$3.00 fee for each work hung: cash or check.

Work left for another hanging will be charged again.

Work removed but not retrieved after a new hanging
will be charged a \$3.00 storage fee.

*Work unclaimed within 60 days of removal will be considered
abandoned and become the property of Redlands Camera Club
for disposal or sale at its sole discretion.*

Configuring Images for Digital Projection

Color Space: sRGB

Image Size: no smaller than
1280 pixels on the long side

File Format: jpg or jpeg

File Size: less than 3.5 mb (3,500 kb)

Image Title: (example) Blue Sky
(normal capitalization, spaces, punctuation)

File Name: bluesky
(no capitalization, spaces, punctuation)
SaveAs: bluesky in .jpg format;
it will automatically become "bluesky.jpg"

Bulletin Board

On a space-available basis, any RCC member can place photography-related ads on our Bulletin Board.

Just send an email to the Editor with the pertinent information and an ad will be created.

Or create your own ads (.JPG format, please) and email them as attachments. See bottom of Page 1 for due dates.

For Sale – Brand New!

Canon EF Zoom Lens, 28 – 135mm f/3.5-5.6 USM Image Stabilizer

Lens is in perfect condition, never even been mounted to a camera.

Works with all Canon EOS digital and film SLR bodies, full-frame or crop-frame.

With the 1.6 crop factor bodies (all Canon DSLRs except the 1 Series and 5 Series),
it becomes the equivalent of 45 – 216 mm. Includes front and rear caps, lens hood,
instructions and Canon USA warranty card.

For the link to this lens at B & H, click [HERE](#).

B & H price: **\$472** including lens hood. **First \$395 takes it all**, a savings of **\$77**

(Note: whether you buy this one or pay retail, if you're in the market for this lens, don't delay. Conditions in Japan have seen stocks of Japanese photo gear on US shelves dry up considerably, and some prices are being driven up as availability goes down.)

Quantum Instruments Radio Slave 4i Sender and Remote Set

System provides wireless flash sync & wireless shutter release

(with correct camera cord, available separately), using reliable digital circuitry.

Provides a coded radio signal that works indoors, outdoors, around corners and through walls.

Line of sight is not required between Sender and Remote.

Will synchronize flash or trigger camera from up to 350' (110m) away.

Rugged, high quality gear made in USA. *New, never used, still in box complete with sync cord,
accessories, instructions and Quantum Instruments warranty card.*

For the link to this set at B & H, click [HERE](#).

B & H price: **\$354**. **First \$250 takes it all**, a savings of **\$104**.

Offered by Frank Peele Frank.Peele@verizon.net

FIELD TRIPS

Judith Sparhawk

June Field Trip to San Juan Capistrano Mission

Our June field trip will be to *San Juan Capistrano Mission* on **Saturday, June 25th**. We will photograph interesting architectural details of the current mission and museum, and the antique walls and bell towers of the original mission. There are beautiful gardens, two lily ponds with swimming koi, and the museums have items of historic interest. Tickets for entrance are \$9 general admission, \$8 for seniors. They may be purchased online or at the door. The address of the mission is 26801 Ortega Highway, San Juan Capistrano; (949) 234-1300.

We will travel by Metrolink train, either from San Bernardino or Downtown Riverside (your choice). **The train we should be sure to get leaves SB at 8:55 am and Riverside at 9:15 am. We will arrive at SJC at 10:41 am.** The mission is easy walking distance from the train stop. **Our return train will leave SJC at 5:03, arrive in RIV at 6:29 and SB at 7:00 pm.** This is the only weekend train at this time of year for these locations, so it will be important to arrive early for our trains. The roundtrip fare from SB is \$25.50 general and \$13 seniors; RIV fare is \$22.50 general, \$11.50 seniors.

This will be a long day of shooting and summer relaxation. After we're done at the mission, we can explore the surrounding area, and eat lunch in the many local restaurants. We can photograph the historic Los Rios district, easy walking distance across the railroad tracks from the mission. It has unique homes, shops and restaurants to explore. Last time we did this, it was fun taking the train (seeing the bumper-to-bumper traffic on the 91), and not having to worry about driving.

Be aware that whatever equipment you bring, you will be carrying it the whole time we are there, so pack light if you wish. Tripods are allowed. We can do "personal photography" at the mission without extra payment or permits. (We don't want to say or suggest we are doing commercial photography, as it is much more expensive and restricted!) For questions: Judith Sparhawk, jsparhawk746@yahoo.com; 909 793-1876.

SB train station: 1204 West 3rd Street, San Bernardino, CA

RIV train station: 4066 Vine Street, Riverside, CA

EDUCATION/WORKSHOPS

Frank Peele

July 2011: Get the Most from Your Digital Camera: From point-and-shoot to sophisticated DSLR, set your camera up to work the way you want it to for the best results.

Remaining workshops will be scheduled after review of the upcoming survey of members. We look forward to your thoughts and suggestions about the workshops you want to attend and when would best fit your schedule, so be sure to fill out the survey when it's offered.

MEMBERSHIP

Bessie Reece

We have a total of 135 members at this time. Renewals are still coming in and I expect we will grow over the next few months. We also have been taking in new members at each meeting. Many of these new members have been referred to RCC by you, our own members—keep getting the word out!

When I cleared the badge boards of those who have not renewed, I noted that there were several current members who did not have badges on the boards. If you have lost your badge (or the dog ate it), let me know at the next meeting and I will make you a new one.

Please welcome our new members:

Jenna Mendoza: Jenna is a “stay at home Mom,” with two young daughters, 3 and 7 years of age, and has been an overseas missionary for almost half her life. Jenna has always loved photography. She got a Canon 40D about a year ago and enjoys taking nature shots and macros. From her membership in RCC she hopes to learn more about taking better pictures and also how to judge her own pictures.

Enrique Luna: Enrique, born and raised in Mexico City, moved to the United States in 1975. He retired two years ago from Trus Joist where he was employed for thirty years. Enrique has always liked photography, but never had the time to take lessons or practice as much as he would like. He enjoys taking pictures of buildings, sculptures, and landscapes and presently owns a Canon Rebel together with a couple of lenses. Enrique’s wife is an elementary teacher who will be retiring in June. They are looking forward to traveling.

Gustavo Chavando: Gustavo has been interested in photography for a long time. He took his first snapshots with a Mamiya 35 mm, borrowed from his brother. He changed to digital three years ago and currently uses a Nikon D200. Gustavo doesn’t think he will go back to analog, unless it is to shoot in black and white. He says, “I am a romantic and I feel nostalgia for the alchemy and old things involved in the process.” When traveling he shoots architecture, especially Spanish colonial buildings in central Mexico (his birthplace). When at home in California, he uses his garage as a studio and shoots still life, mostly flowers and food related items (bodegones). Gustavo also shoots weddings, Quince Años parties, etc. Three years ago, due to work demands, he took a leave of absence from RCC. Now that he is back, he hopes to become acquainted with the newer technologies such as Photoshop and move from the intermediate to the advanced photography level.

Billie Leckey: Billie is an account clerk with Redlands Schools. She was born in Redondo Beach and has lived in the Inland Empire for the past 20 years. She has two children and takes care of her 81 year old father as well as her three dogs. Billie’s father bought her a Canon AE-1 for Christmas in 1986 and she has been interested in photography ever since. She now shoots with a Canon Rebel that her father bought her for her birthday two years ago. Prior to the Rebel, Billie had an Olympus that she used to photograph her kids swimming. She shoots sports, macro, and anything odd or unusual. Billie joined RCC to learn the tricks of the trade and meet fellow photographers.

Turning the Background layer into a regular layer (Photoshop & Elements)

By default, the Background layer is locked and you can't move it. But if you want or need to do so, you can quickly change it to a regular layer that is both unlocked and movable.

Simply double-click on the word Background in the Layers Panel.

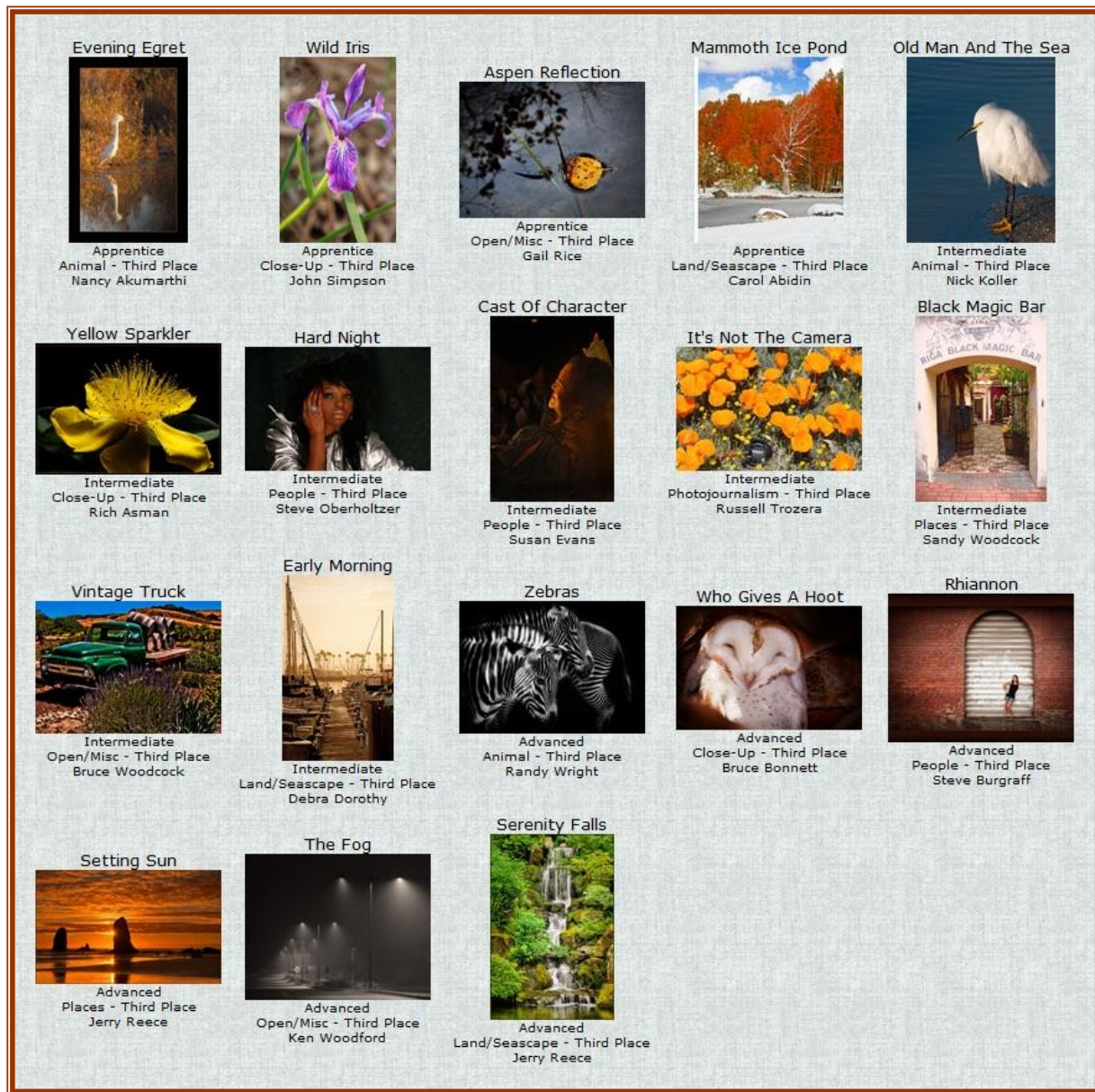
A dialogue box will appear with "Layer 0" in the name box.

You can either leave it as such, or rename it.

It now has all the properties and flexibilities of a regular layer.

MEMBERS' GALLERY

2011 Spring Digital Competition: 3rd Place Ribbons




Affiliate Vendor Program

The businesses on the right have authorized RCC to become part of their Affiliate Vendor program.

When making photographic or computer-related purchases, you might want to consider them. They offer competitive pricing and good customer service.

By entering their websites through the RCC website (click on the Affiliate Vendors link), they will apply a small percent of your purchase towards an RCC account *without costing you anything extra!*

Please help RCC increase its treasury with this program so we can offer our members more or better quality benefits.



Want to join or renew your membership?

- *Complete this form and bring it to a meeting, along with annual dues*
- Or **Mail to:** P.O. Box 7261 Redlands, CA 92375 (make check payable to: *Redlands Camera Club*)

WHERE WE MEET...

Name: _____ Phone: (____) ____ - _____

Name: _____ Relation to above: _____

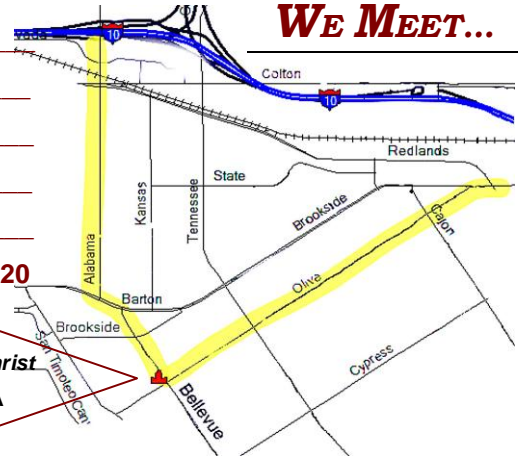
Street Address: _____

City: _____ ST: _____ ZIP: _____

E-Mail: _____

Member \$25 **Additional Family Member \$20**

<p style="text-align: center;">Redlands Camera Club 7:00 p.m. -- 1st & 3rd Mondays</p>	<p style="text-align: center;">Redlands United Church of Christ 168 Bellevue, Redlands, CA</p>
---	---



PHOTOGRAM
Redlands Camera Club
P.O. Box 7261
Redlands, CA 92375
