



PHOTOGRAM

Monthly Newsletter of the Redlands Camera Club

November 2016

Redlands Camera Club meets: 1st & 3rd Mondays, 7:00 pm
First Presbyterian Church - 100 Cajon St - Redlands, CA
Guests are always welcome

Competition Image Submissions – Images for the RCC Winter Competition can be submitted to the club website between November 7th and 21st.

ColorMunki – Have your photos submitted for QuickPix, Members' Night, or competitions not looked the way you expected? The problem is probably a difference in how your computer and the club projector display colors and brightness. You can fix this by calibrating your computer the same way our club calibrates our projector – with the ColorMunki. Set up is simple and the calibration process only takes a few minutes. Contact Lois Ritchie-Ritter at loisritchie@yahoo.com to reserve the ColorMunki.

Kelby One – Kelby One, the premier online photography training site has graciously agreed to extend the Redlands Camera Club discount for another year. The service features more than 500 classes on a variety of photographic subjects and costs \$10/month or \$199/year, but our members can get a year's access for \$179. New subscribers can use their discount by going to kelbyone.com/redeem and entering discount code rlcc20 (case-sensitive) to begin the process. If you are already a subscriber to Kelby One, you may use the discount code to renew, but you must call Customer Service at 1-800.201.7323 to do so.

Programs for November 2016

| | | | |
|--|---|--|--|
| November 7th Great Pirate Portraits RCC Shooters Show us How! | November 21st Elevate Your Bird Photography With David Jesse McChesney | December 5th Winter Competition Image Submissions November 7 th – 21 st | December 19th Competition Awards and Potluck |
|--|---|--|--|

Details for the current month's programs may be found in the Programs article, starting page 3.

© Redlands Camera Club & Contributors The contents of the *Photogram* are copyrighted. No material herein may be reproduced in any Manner without the written permission of either the Editor or the material's specific contributor.



Prez Sez

Carl Detrow

A Film Metaphor

November is upon us, so it must be time for the Thanksgiving feast and the inevitable Holiday season. I'm thankful this year for the opportunity to travel in October to my (and Frank's) favorite Puget Sound island, Whidbey. My wife and I got to visit family, and we also got to visit something else we hadn't seen much of in 6 months, rain. It rained every day, as is usual this time of year in the Northwest, and we loved every drop of it. Tall green and multicolored trees that were not palms or cell towers were a welcome sight.

On return I attended the monthly Inland Empire Professional Photographers and Videographers (IEPPV) meeting in Riverside to hear a presentation on travel photography by Dan Holmes. Dan (www.danholmesphoto.com) is a professional photographer who leads journeys all over the world and he provided some excellent advice on getting that special shot of that special place.


Dan likens a good photograph to a good movie. Every good one has a lead actor, a supporting cast, and a set, and Dan spent a lot of time talking about and showing how each of those elements is present in a good photograph.

I thought about that as it applies to our club. At first I thought as president I must be the lead actor, and I guess that's true as I lead the Pledge and make the announcements. But those announcements come from what might be called an ensemble cast, our board. They are the ones who come up with the ideas for programs, educational events, competitions, field trips, and so much more. The supporting cast is our membership, you who participate whether it's attending an event, or just being present for a meeting on our set. Of course when you provide input to the board members, you become part of the ensemble, not just the supporting cast. And I thank you and our board for your support.

Another thing Dan talked about was rules. We talk about rules of composition regularly in our workshops, members' nights, and competitions. And almost always when someone mentions the rule of thirds, we hear, "Well, it's not really a rule." Dan felt that way about rules for years, and used the TLAR principle (That Looks About Right) to compose his photos. Then he realized that what he felt were the best images were the ones that followed the "rules." He discovered that the rules are rules because they work.

So think about your composition as you work with your image both on site and in post. Don't follow the rules just because they are rules. Apply the ones that work and look right to you. And have fun!

Happy Shooting!



Programs

Jim Hendon

November 7th – Pirate Portraits? RCC Shooters Show us How!



Shiver me timbers! After a cool field trip to the Tall Ships last month, the Redlands Camera Club BLOG became an overnight showcase for pirate portraits! Now five RCC shooters have agreed to show us -- step by step -- how they made these striking images of the beloved, bearded scalawags of the high seas. Each one is different in composition, lighting, tone and creative treatment -- buried treasure for RCC members. And behind each shot are tips and ideas for making photos of colorful and historic characters into photographic fine art. Our

scheduled presenters are Debra Dorothy, Judith Sparhawk, Stephanie Billings, Mary Ann Ponder and Deb Seibly. See you there, matey!

November 21st – Elevate Your Bird Photography

With David Jesse McChesney



He's back! One of Southern California's most prolific wildlife photographers returns to the Redlands Camera Club on Nov. 21 to share techniques for photographing wild birds. Author of the book *Miles of Wonder*, featuring some 500 images from the Mohave Desert and environs, David Jesse McChesney is a master of finding and framing elusive, desert creatures such as bighorns, bobcats and quail. Drawing lessons from a newer, major portfolio, *American Birdlife*, he'll share locations, time of day tips, bird behavior insights and equipment basics for successful bird photography. A workshop leader and popular

lecturer -- who sometimes enhances presentations with original songs on his harmonica -- David is a resident of Joshua Tree and an instructor of advanced photography at the park's Desert Institute. Also at the meeting, RCC members may purchase "*Miles of Wonder*" and McChesney's inspiring, earlier book, "*Muir Roots: At One With the Wild*," at a special club rate. Don't miss him!

December 5th – Winter Competition

Image Submissions November 7th – 21st

December 19th – Competition Awards and Pot Luck



Membership

John Williams

Now is the time to renew your Membership for FY 2016-2017!

Membership Renewal – Thanks to all of you who have renewed your RCC membership. It's *not too late* to renew your Membership. \$25 is a great deal for all of the benefits that Redlands Camera Club offers. Only currently paid members can take part in education classes, competitions, events, free workshops, and field trips. Dues are the primary source of club revenue allowing us to provide you with quality programs and training. Contact John Williams at jhwr@earthlink.net if you have any questions about your membership renewal.

Prospective new members please note: At Redlands Camera Club you'll find a group of photo-enthusiasts with a wide range of interests, a ton of experience and a willingness to share. Our regular club meetings offer stimulating programs, members' nights and competitions; in addition, we offer field trips, workshops, classes and opportunities for mentoring. You can obtain an application form at one of our regular meetings or from our website by going to the club web site (www.redlandscameraclub.org), clicking on the "Downloads" tab and then clicking on "Membership Application" tab. Follow the instructions on the form and your all set!

All members please introduce yourself to our newest members and help direct them to members who can assist them become a better photographer. We try to get a brief Bio from each of our new members. Contact me by email (jhwr@earthlink.net) if your Bio has not appeared and you wish to have it included in the Photogram.

A big welcome goes to the following newest members:

Jack Flemmings

Judy Racine

Jacque Sneddon



Southern California Council of Cameras Clubs

Deborah Seibly

Headline-Redlands Camera Club Members Do Well in S4C Competition!!!

The results from the October S4C image competition of the year are in and posted. Awards and honorable mentions were received by Beverly Brett, Rick Strobaugh, Deb Seibly and Christine Pence. The full catalogue of winners can be viewed at the S4C website.

The November competition will be open for entries starting October 22nd and closing on November 5th. This competition will be judged on site at the University of Redlands (Gregory Hall, #177) on November 12th. Anyone can attend and I would encourage anyone interested to do so. Judging begins at 9AM.

Please do not hesitate to contact me with any questions you may have about entering S4C competitions. I have found it to fun and to have broadened my photographic experiences.

Respectfully submitted

Deb Seibly



Field Trips

Debra Dorothy

San Diego Safari Park



Date: Thursday November 10

Location: 15500 San Pasqual Valley Rd, Escondido, CA 92027

Cost: \$50.00

Parking: \$12.00

Safari Park Website: <http://sdzsafaripark.org/>

We will meet at the Coco's Bakery Restaurant 1140 W Colton Ave, Redlands, CA 92374 at 7:00AM to carpool to this event.

This will be an all-day event. You may want to bring a lunch or buy there. We will be eating dinner on the way home.

If you have any questions you can call me at 909 794-3887, 909 633-2913 or email me at Debbiedsd.dorothy@gmail.com



Lightroom/Photoshop Workflow

Bruce Woodcock

On successful completion of this course you should be able to:

Retrieve and organize your photos:

- Getting images from your camera/ memory card into Lightroom.
- Getting photos already on your computer into Lightroom.
- Edit in Lightroom to correct color, exposure, cropping then go to Photoshop to perform other retouching and special effects.

Class will start Tuesday Jan. 10, 2017 and will meet for 6 weeks ending Feb. 14, 2017. We will meet at our regular meeting place at the First Presbyterian Church at 6:30 pm until 8:30 pm (2 hrs).

Cost is \$60.00 for RCC Members.

Requirement is Adobe's Lightroom/Photoshop. If you have a laptop please bring it to class as this will be a **hands on class**. For those who do not have a laptop please see me.

Recommended:

The Adobe Photoshop Lightroom CC Book for Digital Photographers (Voices That Matter)

By Scott Kelby, May 9, 2015



Competitions

Russ Trozera

2016 Winter Competition

Now that Halloween is over and the trick and treaters have left. We can get on with some real treats. The Redlands Camera Club annual winter competition upload starts November 7. You have till November 21 at 11 PM to enter your images. You can enter up to 3 images in the competition. Judging the images will take place Dec. 5, 2016 and ribbons will be awarded on Dec. 19 at our annual Holiday Dinner. If you have any questions please call me at 760 486-5269 or email at photosbuyruss@yahoo.com



RCC Featured Photographer - November 2016

Wayne (Woody) Wood

Larry Huddleston



As many others, I too started my passion for shooting photos as a child. But as most say their first camera was a Kodak Brownie, my first camera was from Kodak. It was an Instamatic 134 model with flash cube to be exact. I used this camera well into high school and it never failed me. After moving out on my own I still wanted more. I finally was able to buy my first 35 mm camera, a Canon AE-1. I shot many rolls of slide film with this camera. I never had any formal training. I was self-taught, always taking photos of cars at the car shows or old cars, old buildings at Ghost towns and other unique things. I went into the digital age and never looked back, with renewed vigor of being able to work on my photos, edit and make them look as I saw them. With my new Canon 70D I have really come into this new era of digital effects. This is truly the most fun. With the help of my wife, she at the computer and being the artist there, I think we are able to come up with some unique images. I was able to

join (PAN.) Photo Artist Network of Riverside about 7 years ago. Now I'm able to share my passion with other people with similar interests and it is a great place to show off your work and bounce ideas off other members. Now with the help and encouragement of (PAN) and other members I am able to bring my work for others to see and have won several ribbons. I will continue to live and learn because when you quit learning you quit living.



Members Gallery

2016 Summer Competition – Honorable Mention

Just a Sip
Ron Dortch



Air Land And Sea
Dolores West



Colors Of The Rainbow
Wayne Purcell



Bali Healer
Rebecca Smith&



Santa Fe 66
Rebecca Smith



Jacaranda VS Pelota
Rebecca Smith



Last Hug
Alex Woodcock



Old School
Larry Huddleston



Night Lights
Dave Ficke



Bright Idea
Larry Huddleston





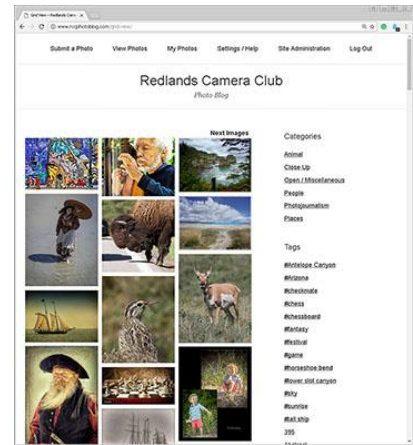
RCC Photo Blog

Carl O'Day

55 users and 454 images later the RCC Photo Blog is still going strong. If you do not already have an account, send an e-mail to signup@rccphotoblog.com and we will get you set up.

The blog is a great place to get input on your images – particularly with a competition coming up. Other Members' images can help you find some inspiration (and perhaps some motivation).

Sign up today!



Club Calendar

Information that was available to the editor at the time of publication.

- | | |
|--------------------|--|
| November 7 | Pirate Portraits |
| November 21 | Elevate your Bird Photography |
| December 5 | Winter Competition – Image Submissions Nov. 7 th – 21 st |
| December 19 | Competition Awards and Pot Luck |
| January 10 | Lightroom/Photoshop Workflow |

Here's What I Think!

(Note: The views expressed in this article are those of the author and do not necessarily reflect the views of the Photogram or of Redlands Camera Club.)

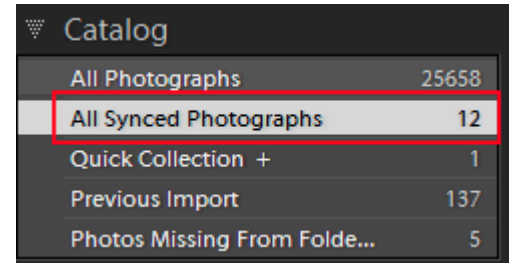
By John Williams

ADOBE PHOTOSHOP LIGHTROOM CC 2015.7 UPDATE

The following describes the new important features added to Lightroom with the release of CC 2015.7.

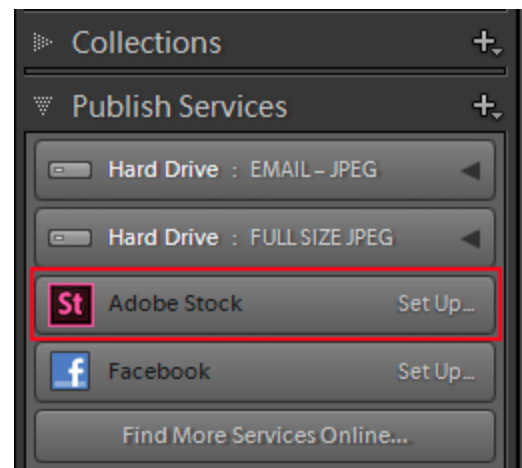
Syncing photos to the Creative Cloud:

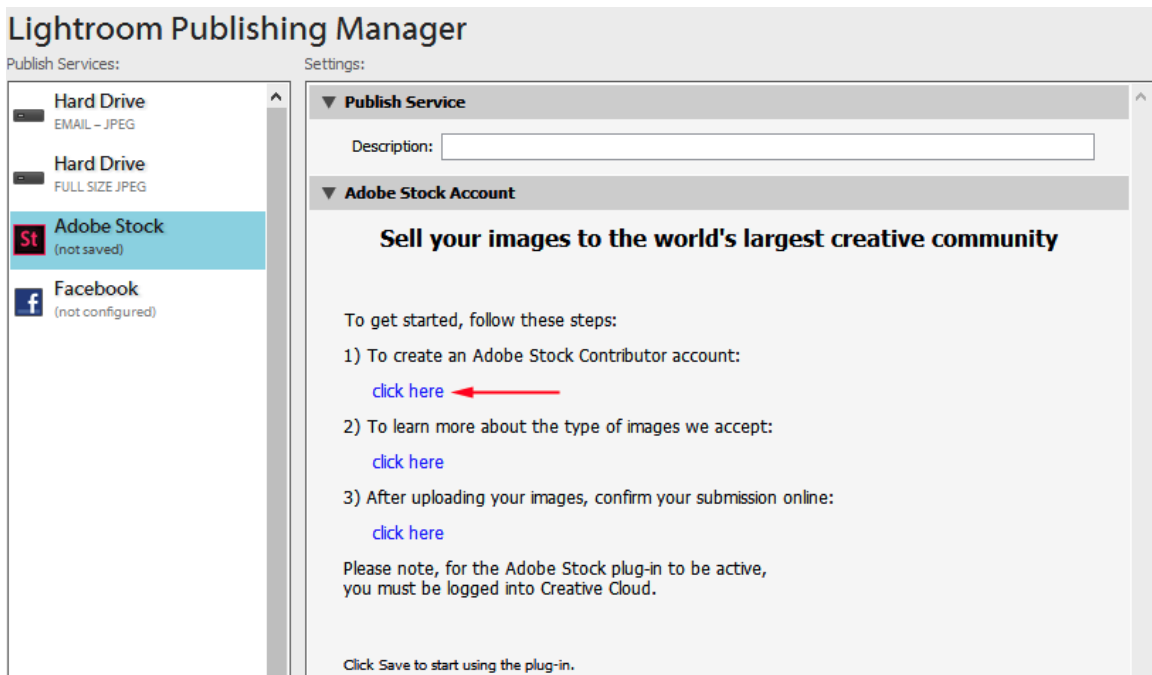
In this update to Lightroom (CC 2015.7), you can now drag images directly to the **All Synced Photographs** collection in the Catalog panel. By doing so, the image syncs with the Creative Cloud, and ensures that you'll be able to edit, organize, or share the photo on the go with Lightroom across your devices.




Publish to Adobe Stock Contributor Site

- You can now submit images directly from Lightroom CC to the brand new Adobe Stock Contributor Site using the included Adobe Stock Publish Service. By contributing to Adobe Stock, you have the opportunity to showcase your work to millions of customers directly inside Creative Cloud applications.
- It's simple to become an Adobe Stock contributor. If you have great photos, videos or vector content and you own all the rights, you can become an Adobe Stock contributor. You must also be at least 18 years of age and the sole owner of every file you upload for sale.
- You can sell photographs, videos, vectors, and illustrations on Adobe Stock. You can submit quality content in all subject areas, including images with models, culture diversity, technology, fashion, food, portraiture, lifestyle, architecture, beauty, business, and more. Every time someone purchases your content on Adobe Stock, and get a 33% commission for photos and vector art, and a 35% commission for videos based on the price of the image.
- You should be aware of any logos and trademarks that appear in your images, vectors or videos are strictly forbidden and must be removed before submission. If your content contains recognizable persons, buildings, locations, or intellectual property such as objects, artwork, sculptures, or designs, a signed Model or Property release must be attached.
- To setup an account do the following:
 - Click on Publish Services panel in the Library module and then click on the word Set Up in the Adobe Stock pane.
 - This will bring up the Lightroom Publishing Manager dialog box shown below. Begin by establishing an account (item one in the list)





- **IMPORTANT:** After you set up your account be sure to depress the **Save** button at the bottom of the above dialog box.
- **Uploading images to Adobe Stock:**
 - Once you set up your account, there is nothing else you need to do within Lightroom. As you should be signed in to your Adobe account using Lightroom already, the Publish Service now is ready to upload. To upload images, just drag them from existing folders into the Publish Service, or right-click the Submit collection within the Adobe Stock publish service to make it your target collection. Images can be added to one target collection at a time from anywhere in the Library module by depressing the **'B'** key.
 - When you are ready for uploading, all it takes is selecting your image and right clicking on the **Submit to Adobe St...** line (indicated by red arrow in the figure below). Then choose the **“Publish Now”** option. Your image(s) will be uploaded to Adobe Stock in the background.



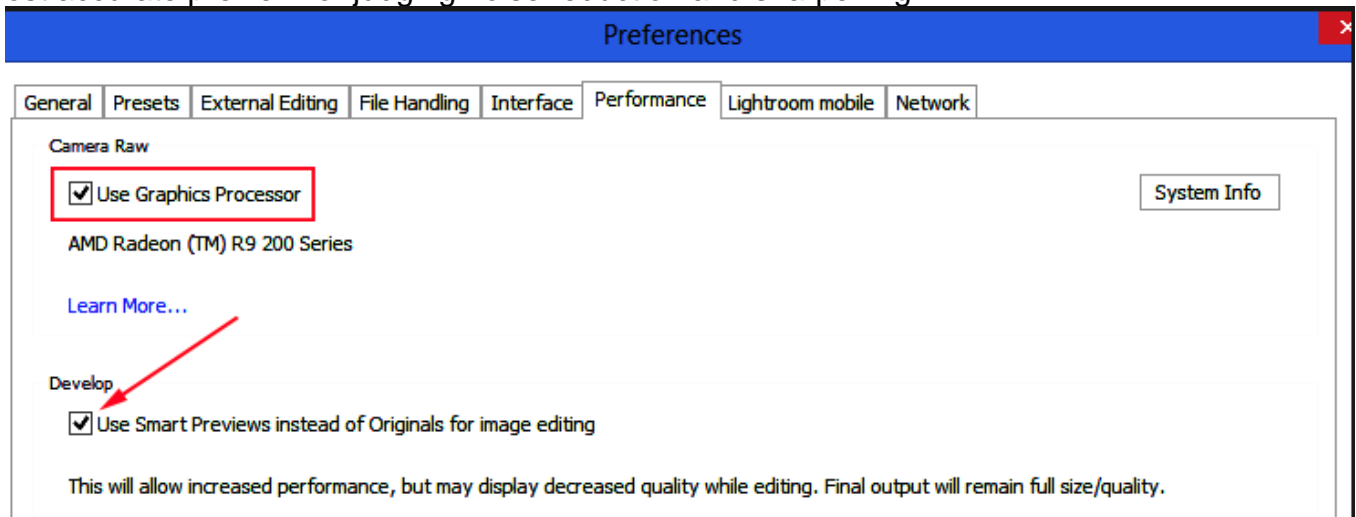
- To verify your image(s) were uploaded, right click on the **Submit to Adobe St...** line (indicated by red arrow in the figure above). Then choose the **“View Adobe Stock”** option.

Develop Performance Improvements using Smart Previews:

Since Lightroom 5's release, we have used Smart Previews to speed up the Develop module. At 2560px, they're smaller than most raw files and partially processed, so the Develop module loading times and interactive performance was improved. Normally you used Smart Previews when the original photo was taken offline.

To increase Lightroom's performance while editing your photos in the Develop module, you now set a new preference option. Choose Edit>Preferences>Performance Tab and check the **Use Smart Previews instead of Originals for image editing** checkbox under the Develop section to automatically utilize any Smart Previews which have been built in advance. You should find that high-resolution photos that previously caused your computer to struggle can now be edited much more smoothly, as though it were a smaller photo. Before this update, performance was faster in the Develop Module when using Smart Previews when the original images were disconnected from the computer.

Also when you zoom in to 1:1 view, Lightroom automatically loads the original file to provide the most accurate preview for judging noise reduction and sharpening.



You can visit the following web site to see a list and explanation of Lightroom updates

<https://helpx.adobe.com/lightroom/help/whats-new.html>

For Sale

Canon Pro Lens For Sale

EF 17-40 mm f/4 L superwide zoom lens, complete with lens hood, front and rear caps, lens case, instructions and original box. Buy it and a free 77 mm Canon UV filter comes with it. Like all newer “L” series lenses, it is well-sealed against dust and moisture and has fast, silent autofocus with anytime manual focus. Front of lens does not rotate, facilitating use of polarizing filters. Overall lens length does not change with zoom or focus adjustments.

In like-new condition, this lens creates ultra-sharp images on full- and crop-frame Canon DSLRs. This has been my go-to lens for landscape and architecture shooting, and I’ve always been very happy with the images created with it. I baby my gear, and this lens shows it.

Lens sells for \$799 new; KEH lists a used one in equivalent condition (but without UV filter, original box or manual) for \$619 + shipping.

\$495

Frank Peele

909.798.7999

FrankPeele@verizon.net



For Sale: New in Box
Tascam DR-60D Digital Audio Recorder

Want to greatly improve the audio quality of videos made with your DSLR, Mirrorless or other digital camera? Tascam, the professional division of Teac Audio, has your solution – the DR-60D 4-channel audio recorder. Built to mount under your camera either on or off a tripod, this recorder offers 2 professional balanced XLR or ¼” TRS mic inputs plus a 3.5 mm stereo mic input. Its many modes allow you to capture very high-quality sound, tailor the sound to your preferences, and use microphones of widely different types. The LCD screen is fully visible in any lighting condition (even direct sunlight), and complete controls put you in charge of your recordings. In addition to its potential for recording audio for video, its many capabilities make it an excellent choice for any high-quality audio recording – music, voice or you-name-it. Unit is in original box, has never been used, and comes with all included accessories. Sells on Amazon for \$179; priced for quick sale at \$119.

Frank Peele, 909.798.7999, or email to FrankPeele@verizon.net

Redlands Camera Club P.O. Box 7261 Redlands, CA 92375

www.RedlandsCameraClub.com

Officers (2016-2017)

President: *Carl Detrow* Vice President/Programs: *Jim Hendon* Secretary: *Judith Sparhawk*
Treasurer: *Joe Ligori* Past President: *Steve Oberholtzer* Member-at-Large: *Jerry Reece*

Chairs (2016-2017)

Color Munki: *Beverly Brett* Competition: *Russ Trozera* Education/Workshops: *Frank Peele*
Facebook/Event Photographer: *Bruce Woodcock* Field Trips: *Debra Dorothy*
Historian: *Bruce Bonnett* Hospitality/Events: *Lucy McGee* Librarian: *Mary Ann Ponder*
Membership: *John Williams* Mentor: *Rick Strobaugh* Photogram: *Carl O'Day*
Publicity: *Alex Woodcock* S4C: *Deborah Seibly*
Webmaster: *Wayne (Woody) Wood* Welcome: *Stephanie Billings*