



# PHOTOGRAM

Monthly Newsletter of the Redlands Camera Club

## April 2017

Photogram Editor - Wayne (Woody) Wood  
Deadline for entries is the 25th of every month

Redlands Camera Club meets: 1<sup>st</sup> & 3<sup>rd</sup> Mondays, 7:00 pm  
First Presbyterian Church - 100 Cajon St - Redlands, CA

*Guests are always welcome*

**ColorMunki** – Have your photos submitted for QuickPix, Members' Night, or competitions not looked the way you expected? The problem is probably a difference in how your computer and the club projector display colors and brightness. You can fix this by calibrating your computer the same way our club calibrates our projector – with the ColorMunki. Set up is simple and the calibration process only takes a few minutes. Contact Lois Ritchie-Ritter at [loisritchie@yahoo.com](mailto:loisritchie@yahoo.com) to reserve the ColorMunki.

**Kelby One** – Kelby One, the premier online photography training site has graciously agreed to extend the Redlands Camera Club discount for another year. The service features more than 500 classes on a variety of photographic subjects and costs \$20/month or \$199/year, but our members can get a year's access for \$179. New subscribers can use their discount by going to [kelbyone.com/redeem](http://kelbyone.com/redeem) and entering discount code rlcc20 (case-sensitive) to begin the process. If you are already a subscriber to Kelby One, you may use the discount code to renew, but you must call Customer Service at 1-800.201.7323 to do so.

## Programs for April 2017

<p><b>April 3</b> <b>Stalking The Giant Redwoods</b></p>	<p><b>April 17</b> <b>Movie Night!</b> <b>America - Through the Lens of Dorothea Lange</b></p>	<p><b>May 1</b> <b>Ken Lee</b> <b>"The Art of Seeing"</b></p>	<p><b>May 15</b> <b>Members' Night</b> <b>Before/After Reviews</b></p>
------------------------------------------------------------------	----------------------------------------------------------------------------------------------------------------	-----------------------------------------------------------------------	--------------------------------------------------------------------------------

*Details for the current month's programs may be found in the Programs article.*

© Redlands Camera Club & Contributors. The contents of the *Photogram* are copyrighted. No material herein may be reproduced in any manner without the written permission of either the Editor or the material's specific contributor.

## Prez Sez - Dave Ficke



Almost three years ago I came to my first Redlands Camera Club searching for a community of people who love photography as I do and are fun to be around. I have looked forward to our meetings and the great programs that RCC offers. The classes are fun and educational and a great way to meet people who have the same passion for capturing images. Yes, I was surprised and honored that I was asked to be your president, and I look forward to the next two years.


I remember my first major backpacking adventure like it was yesterday. I had done several overnight trips in our local mountains over the previous two years and was ready for a week in the Yosemite wilderness. During that week I would hike from the Glacier Point road at Mono Meadows to the Clark Range and then down into Yosemite Valley. The hike was both exhausting and exhilarating, bringing me pain and excitement as I put on the miles hiking through a small section of Yosemite.

For the first day and a half I mostly hiked through the forest, but as I climbed above 9000 feet on the second day I had reached the high country. The immense vistas of tall glacially carved mountain cirques displaying mountain vistas was staggering. As I made camp and cooked my reconstituted organic meals I saw sunsets that were breathtaking. Sleeping out under the night sky, watching the stars come out, and seeing the Milky Way arc its way across the nighttime sky, I have retained images in my mind that are everlasting. I knew then that I wanted to photograph these wild places so I could share our earth's wilderness with others.

Exploring in Yosemite one has a habit of looking up rather than at what's underfoot. After all, above are Half Dome, El Capitan, Yosemite and Bridal Veil Falls, and Glacier Point! That's what I was guilty of until I took a class with Dr. Carl Sharsmith, world-renowned Alpine botanist. I was so fortunate, you see, because for the first time, under his tutelage, I saw them, the ever so delicate and stunning "belly flowers!" This was another experience I will never forget that shaped my passion for wildlife photography.

During my 33 years of being a high school college prep teacher, I taught Field Biology for 27 years. The class allowed me to teach about our environment and share my passion for the outdoors; it also gave my students the opportunity to go to Yosemite National Park for a week in March every year. You see, I am an experiential teacher; I wanted my students to get "OUT" and experience the environment.

I see photography, as well, as experiential and hands on; it gets you in touch with your subject as you study light and try to capture "that" image in a creative, exciting, artistic and passionate way. When everything works, the lighting is great and you are in the right place at the right time, there is no better experience! Whether you are in the studio or shooting sports, babies or weddings, landscapes or architecture, the most important "focus" of photography, I believe, is to be passionate about your craft as well have fun doing it! With a similar passion and belief in the benefits of hands-on experiences, I look forward to working with the Board and you, the club members, creating and promoting opportunities for us to participate in informative workshops, exciting field trips, and thought-provoking speakers and programs.



## Programs

*Jim Hendon*

### April 3 – Stalking the Giant Redwoods with Ralph Nordstrom




Click image to enlarge

California's towering, coastal redwoods distinguish our state as an outdoor photographer's paradise. But unlike our granite peaks and orange poppies, our big trees present significant challenges. The main subjects are 10 feet away, 12 feet thick and tall as a skyscraper. They live in dim, natural cathedrals penetrated by shafts of bright light. Drizzle and fog may spoil a shot – or present other-worldly moments. Which lens? How to compose? Capture the true scale? On April 3, landscape specialist and workshop leader Ralph Nordstrom will tackle these questions and more. A popular

judge at RCC competitions, he last spoke to RCC in 2016 on shooting the California coast, prompting several members to join his Big Sur workshop. This time, Ralph will focus on coastal redwoods and lessons learned from leading workshops among these giants. He'll also share tips and tricks for photographing other forests and big trees, such as Giant Sequoias.

### April 17 – Movie Night! America Through the Lens of Dorothea Lange



Click image to enlarge

Join your fellow shooters – and enjoy free popcorn! – for the award winning documentary *Grab a Hunk of Lightning*, profiling the great American photographer Dorothea Lange (technical problems prevented RCC from showing this movie last Jan. 2). Directed and narrated by Lange's granddaughter, Dyanna Taylor, the 110-minute PBS production (2014) profiles one of the most important image makers of the 20th century. Many of us know Lange's haunting image from the Great Depression, *The Migrant Mother*, but few people appreciate the full range of her work: Native Americans, striking workers, Japanese Americans in wartime internment camps and more. Drawing from private journals, letters and archival images, the movie weaves together Lange's

private and public worlds, celebrating her not just as a photographer, but a pioneer in social justice.

## Membership

### *Stephanie Billings*



**Membership Renewal – We have started the renewal process for next fiscal year which starts April 1, 2017.** So please make a concerted effort to renew you membership as-soon-possible. \$35 is a great deal for all of the benefits that Redlands Camera Club offers. Only currently paid members can take part in education classes, competitions, events, free workshops, and field trips. Dues are the primary source of club revenue allowing us to provide you with quality programs and training. Contact Stephanie Billings at [HeartandSoul4@yahoo.com](mailto:HeartandSoul4@yahoo.com) if you have any questions about your membership renewal.

**Prospective new members please note:** At Redlands Camera Club you'll find a group of photo-enthusiasts with a wide range of interests, a ton of experience and a willingness to help you become a better photographer. Our regular club meetings offer stimulating programs, members' nights and competitions; in addition, we offer field trips, workshops, classes and opportunities for mentoring. You can obtain an application form at one of our regular meetings or from our website by going to the club web site ([www.redlandscameraclub.org](http://www.redlandscameraclub.org)), clicking on the "Downloads" tab and then clicking on "Membership Application" tab. Follow the instructions on the form and your all set!

**All members** please introduce yourself to our newest members and help direct them to members who can assist them with their photography needs. We try to get a brief Bio from each of our new members. Contact me by email ([HeartandSoul4@yahoo.com](mailto:HeartandSoul4@yahoo.com)) if your Bio has not appeared and you wish to have it included in the Photogram.

A big welcome goes to the following newest members:

**Larry Kramer**  
**Mike nelson**  
**Susan VanVorrhis**  
**Rankin Miller**  
**Robert Zielinski**



## **Southern California Council of Cameras Clubs**

*Deborah Seibly*

### **Headline-Redlands Camera Club members do well in S4C competition!!!**

#### **RESULTS FOR THE S4C JANUARY COMPETITION ARE IN!**

Awards and honorable mentions were received by Joe Niehaus, Mary Ann Ponder and Rick Strobaugh.

Joe won an award for his photo “American Kestral” in the Individual Color Category; Mary Ann won an award for her photo “He’s My Brother” in the Nature-General category ;and Rick, an award in the Photojournalism –Human Interest category for “Making Entry” and Honorable Mention in the categories of Individual Color for “Pine Tree at Sunset” and the category of Pictorial Creative for “Pink Flower Swirl”. Congratulations to our winners! It was really good to see some new competitors to S4C from our club.

The dates for entry into the remaining competitions are:

February –Jan. 21-February 4

March-February 18 –March 3

April-March 18-April 1

Respectfully submitted

Deb Seibly





## Field Trips - Debra Dorothy

### *April Field-Trip Descanso Gardens*

**Date:** Friday April 28<sup>th</sup>

**Location:** 1418 Descanso Drive  
La Cañada Flintridge, CA 91011

**Time:** 9:00am – 5:00pm

**Admission:** \$9.00, Seniors 65 and over \$6.00

Typical Blooms for April are azaleas, camellias, irises, lilacs, native plants and wildflowers, and wisteria.

**No flash photography or tripods** are permitted in the buildings, although tripods may be used in the Gardens. Additional photographic equipment is prohibited (lights, reflectors, props, costumes, models, etc.), except under commercial contract. Amateur photographers may not use their representations of the Gardens for any public or commercial purpose unless approved by Descanso Gardens

*We will meet at the Coco's Bakery Restaurant 1140 W Colton Ave, Redlands, CA 92374 at 7:45 to carpool to this event.*

*After the event we will meet at Panera Bread 1418 Descanso Dr, La Cañada Flintridge, CA 91011, USA to eat before driving home.*

If you plan on attending this event *please call or email me at 909 794-3887, 909 633-2913, [debbiedsd.dorothy@gmail.com](mailto:debbiedsd.dorothy@gmail.com)*





# Competitions

*Russ Trozera*














## 2017 Spring Competition

The Redlands Camera Club would like to congratulate Debra Dorothy for her stellar image, Autumns Beauties winning Best of Show in our 2017 Spring Competition. The image scored 88.8. What a wonderful capture of two beautiful subjects.

This competition all the judges were allowed to comment on each of the images. The information shared was invaluable on how to improve your photography skills. We are looking forward to the next competition in July where each photographer can enter 3 images. These will be scored by the judges with no critique. It is always a challenge to pick your best work for the competition, when we have so many to pick from. Good luck in the next competition.

If you need help with your images. You can post your image to our photo blog and get comments from our other members on how to improve the image. There are many members who would be happy to help. Just email [photosbuyruss@yahoo.com](mailto:photosbuyruss@yahoo.com). We will get you to a person who can help.

### RCC 2017 Spring Competition - First Place Ribbons

				
<b>Best of Show</b> Debra Dorothy	<b>Celebration</b> Jim Selby	<b>Sycamore Canyon Sunrise</b> Christine Pence	<b>Dinner Time</b> Bitsy Bernor	<b>Pretty One</b> Beverly Brett
				
<b>Spirits Captured in Silver</b> William Jochimsen	<b>A Chill In The Air</b> Russell Trozera	<b>Escalante Abstract</b> Jim Hendon	<b>Wait</b> Bruce Woodcock	<b>Adele At Home</b> Judith Sparhawk
				
<b>Homeless</b> Alex Woodcock	<b>Rainbow Over Mt Gould</b> Rick Strobaugh	<b>Soaking Up Some Morning Sun</b> Dave Ficke		



## RCC Featured Photographer -April 2017


*Wayne (Woody) Wood*

### *Carl Detrow*

I'm originally from Ohio where I caught the photography bug with a Brownie camera at the age of 10. I moved to Redlands at the request of the Air Force in 1972 and we are still in the house we bought that year. My wife Carol and I have been married for 45 years and have two adult sons and 4 grandchildren.

My first SLR was a Honeywell with a frosted glass viewfinder on top. I developed and printed pictures from it in the photo hobby shop while stationed in Thailand, and enjoyed it so much that I upgraded to a Canon A1. Film was fun, but work in the darkroom was not convenient, and the hobby languished until the digital age.

Following my retirement from Boeing 9 years ago I decided to get serious about digital, starting with a Panasonic point-and-shoot, and moving soon to a Canon Rebel XT. I took all of Frank Peele's classes and upgraded to a 7D, which is the most versatile camera I have ever owned. I'm no pro, but I thoroughly enjoy being in the Redlands Camera Club. Not a meeting or activity has gone by that I haven't learned something from the much more experienced members, our competitions and other activities, and from our excellent guest speakers. The few ribbons I've won keep me trying to be better at my art. I've enjoyed serving the club as Color Munki chair, Program Chair/VP, and President. The jobs should have been tough, but the many members who really care about this club have made it easy. Now it's time to relax a little.





# Tips - Rick Strobaugh

The next Mentoring Session will be prior to the April 17 meeting. We will meet at the church at 5:30 PM or whenever you can get there after that. Anyone interested, contact me at rpdrunner@msn.com with whatever subject matter you would like to discuss. Any member is welcome to attend.



Using your Histogram for proper exposure - DON'T judge exposure by what it LOOKS like on the LCD. Let me repeat that: DON'T judge exposure by what it LOOKS like on the LCD. I guarantee you'll underexpose just about every photo you make. Most images "LOOK" better on the LCD when they're a bit darker. A histogram from an image that *looks* better will be pushed more to the darker, left side of the histogram, resulting in possible shadow areas that may lose detail. If you try to bring up that shadow detail when processing, they may create noise. shows the actual exposure values of all the pixels. The graph should be to the right side, the lighter exposure, without smashing into the right edge. This way, you can lower exposure without creating noise in dark areas. Smashing into the right side will result in overexposure and washing out the lighter details. Having the "Blinkies" activated, will let you know you have overexposed any light areas of the photo. Pay attention to your histogram and you should never miss a correct exposure. If in doubt, bracket.

## **Redlands Camera Club School of Photography Class Open for Registration**

**Field Photographic Techniques (PH-201)** Tuesdays 6 to 9 p.m. for five weeks, beginning April 25, 2017. Instructor: Frank Peele

This course consists of an introductory classroom meeting and 4 field shooting sessions, each of which is followed by a classroom critique of that week's student photographs. The focus in this class is on creativity and improving the technical skills learned earlier. Pre-requisites are membership in RCC and successful completion of *Introduction to Digital Photography* (PH-101) or equivalent course work, at the instructor's discretion. Field shooting sessions will be in photogenic locations in and around Redlands, on days and at times arrived at by mutual agreement of the class members. Students will photograph a variety of subjects in differing lighting conditions, putting into practice the principles learned in earlier lecture and discussion courses. Because of the extensive one-on-one coaching involved, enrollment is limited to 15 students. Tuition is \$120. Classroom sessions are held on Tuesday evenings from 6:00 to 9:00 p.m. at Redlands First United Methodist Church. Additional classroom meetings will be May 2, 9, 16 and 23, in addition to the four field sessions.

For more information, contact Frank Peele [here](#). To register using PayPal, click [here](#).

# Club Calender

*Information that was available to the editor at the time of publication*

**April 3 - Stalking The Giant Redwoods**

**April 17 - Movie Night! America - Through the Lens of Dorothea Lang**

**May 1 - Ken Lee "The Art of Seeing"**

**May 15 - Members' Night - Before/After reviews**

## **RCC Members: two unique opportunities to make a difference**

Frank Peele, Education/Workshops Chair

### [Tripods for Students](#)

Scott Kennedy, who teaches photography at Yucaipa High School and Crafton Hills College, has students who need tripods. You'll remember Scott for the programs and competition judging he does for RCC. We know how important it is to learn the value of a good tripod, and Scott wants his students to have that knowledge too. Most of the students aren't ready to make the investment in a "lifetime" tripod, but could make good use of a "starter" tripod. You can positively impact the quality education of Scott's students by donating to this worthy cause. To see examples of the quality work being done in Scott's classes, click here:

[tinyurl.com/advphoto17](http://tinyurl.com/advphoto17) We're asking our members to look in the back of the closet for that tripod you outgrew and no longer use. On Monday, April 17, we'll take in tripods for donation at our regular club meeting. Won't you check your closet now and set aside that tripod that's gathering dust? It doesn't need to be fancy, but it should be operational. If it uses a quick-release system to hold the camera, make sure you include the quick-release plate.

### [Museum of Redlands](#)

This newly-established museum needs quality photography of items in its collection, and has asked RCC for support. This sounds like a win-win situation, both for the museum and for our members who want to develop skills in "product" photography. I envision a workshop to teach the fundamentals, and one or more shooting sessions to get into creating great images for the museum's use. If you're interested in being part of this service to the community, or just want to find out more about the opportunity, shoot me an email:

[educationworkshopsrcc@gmail.com](mailto:educationworkshopsrcc@gmail.com)

Thanks, Frank



## RCC Photo Blog

*Carl O'Day*

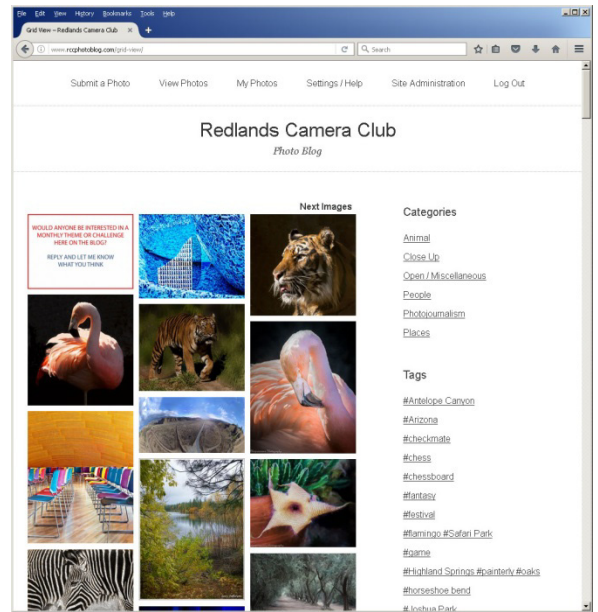
59 users and 600 images later the RCC Photo Blog is still going strong. If you do not already have an account, send an e-mail to [signup@rccphotoblog.com](mailto:signup@rccphotoblog.com) and we will get you set up.

A few members have been experiencing problems with images showing up pixelated. We are looking into the issue and should have it resolved soon

The blog is a great place to get input on your images – particularly with a competition coming up. Other Members' images can help you find some inspiration (and perhaps some motivation).

Would anyone be interested in starting a monthly photographic challenge or theme on the blog? If so, head over to the blog and leave a reply to the "Want a Challenge?" post.

For those that haven't already done so, sign up today!



## For Sale



For Sale: New in Box  
**Tascam DR-60D Digital Audio Recorder**

Want to greatly improve the audio quality of videos made with your DSLR, Mirrorless or other digital camera? Tascam, the professional division of Teac Audio, has your solution – the DR-60D 4-channel audio recorder. Built to mount under your camera either on or off a tripod, this recorder offers 2 professional balanced XLR or ¼” TRS mic inputs plus a 3.5 mm stereo mic input. Its many modes allow you to capture very high-quality sound, tailor the sound to your preferences, and use microphones of widely different types. The LCD screen is fully visible in any lighting condition (even direct sunlight), and complete controls put you in charge of your recordings. In addition to its potential for recording audio for video, its many capabilities make it an excellent choice for any high-quality audio recording – music, voice or you-name-it. Unit is in original box, has never been used, and comes with all included accessories. Sells on Amazon for \$179; priced for quick sale at \$119.

Frank Peele, 909.798.7999, or email to [FrankPeele@verizon.net](mailto:FrankPeele@verizon.net)

Approximately 30 brand new photo frames for sale. Sized from 8x12 on up to 18x24 and much larger. Contact **Rick Strobaugh:**  
[rpdrunner@msn.com](mailto:rpdrunner@msn.com)

Redlands Camera Club P.O. Box 7261 Redlands, CA 92375  
[www.RedlandsCameraClub.com](http://www.RedlandsCameraClub.com)

### **Officers (2017-2018)**

President: Dave Ficke - Vice President/Programs: *Jim Hendon* - Secretary: *Judith Sparhawk*  
Treasurer: *Joe Ligori* - Past President: Carl Detrow -

### **Chairs (2017-2018)**

Competition: *Russ Trozera* - Education/Workshops: *Frank Peele* Facebook/Event  
Photographer: *Bruce Woodcock* - Field Trips: *Debra Dorothy*  
Historian: *Bruce Bonnett* - Hospitality/Events: *Lucy McGee* - Librarian: *Mary Ann Ponder*  
Membership: *Stephanie Billings* - Mentor: *Rick Strobaugh* - Photogram: *Wayne (Woody) Wood*  
Publicity: *Alex Woodcock* - S4C: *Deborah Seibly*  
Webmaster: *Wayne (Woody) Wood* - Welcome: *Stephanie Billings*