



# PHOTOGRAM

Monthly Newsletter of the Redlands Camera Club

## July 2017

Photogram Editor - Wayne (Woody) Wood  
Deadline for entries is the 25th of every month

Redlands Camera Club meets: 1<sup>st</sup> & 3<sup>rd</sup> Mondays, 7:00 pm  
First Presbyterian Church - 100 Cajon St - Redlands, CA

*Guests are always welcome*

---

**ColorMunki** – Have your photos submitted for QuickPix, Members' Night, or competitions not looked the way you expected? The problem is probably a difference in how your computer and the club projector display colors and brightness. You can fix this by calibrating your computer the same way our club calibrates our projector – with the ColorMunki. Set up is simple and the calibration process only takes a few minutes. Contact **Jim Selby** at [jim1423@earthlink.net](mailto:jim1423@earthlink.net) to reserve the ColorMunki.

**Kelby One** – Kelby One, the premier online photography training site has graciously agreed to extend the Redlands Camera Club discount for another year. The service features more than 500 classes on a variety of photographic subjects and costs \$20/month or \$199/year, but our members can get a year's access for \$179. New subscribers can use their discount by going to [kelbyone.com/redeem](http://kelbyone.com/redeem) and entering discount code `rlcc20` (case-sensitive) to begin the process. If you are already a subscriber to Kelby One, you may use the discount code to renew, but you must call Customer Service at 1-800.201.7323 to do so.

## Programs for July 2017

<b>July 3</b> <b>Summer</b> <b>Competition</b>	<b>July 17</b> <b>Competition</b> <b>Awards</b>	<b>August 7</b> <b>Night Sky Photography</b> <b>And Image Editing</b>	<b>August 21</b> <b>Underwater Images</b> <b>with Kevin Lee</b>
--	---	---	---

*Details for the current month's programs may be found in the Programs article.*

© Redlands Camera Club & Contributors. The contents of the *Photogram* are copyrighted. No material herein may be reproduced in any manner without the written permission of either the Editor or the material's specific contributor.

## Prez Sez - Dave Ficke



You have to laugh sometimes, because often it's the little things that can go amiss! Whenever I go out to photograph something, I really try to be prepared: my batteries charged, extra memory cards tucked safely away, and I take a few test shots before I leave home, just to make sure everything is working correctly.

Last season, working for our local newspaper shooting high school sports, I arrived at the baseball field early, so as not to be rushed; it's a beautiful day for a ball game and everything is going smoothly. I check my white balance, shutter speed, aperture, ISO, continuous shooting, auto focus, and then I take a few more test shots. Wait a minute! As I peer at my LCD screen, all I see is black! Adrenalin raced through my body; with my heart pounding, blood pressure spiking, and eyes bulging, I cried out, "Nooooooo!"

I looked out at the field: the two coaches shake hands and walk back to their dugouts, the players run to take their positions, the pitcher throws some warm-up balls, the batter is ready and the umpire yells out, "Play Ball!" However, I am NOT ready! I recheck everything; all is set correctly. I take a few more test shots, and still a black screen! Then, finally, as I looked over my camera, searching for a reason, I examined my lens, and, Eureka! I saw the problem—I had left my lens cap on--duh!

Yes, it's often the little things that go wrong. Another shining example of a faux pas was when I set my white balance to fluorescent when I was shooting indoors, not the problem, but when I followed up with some outdoor shots it became an issue. When I uploaded my images the later ones that were shot outdoors were blue. Oops! I had forgotten to change my white balance back to daylight! Sometimes you just have to laugh. When I have had opportunity to talk to other photographers, they have admitted similar mistakes, adding that these are just a few of the many things that can go wrong: be patient with yourself, learn from the errors, laugh and move on!


### RCC Survey

The Redlands Camera Club (RCC) is your club! So that the Board will know what educational programs to offer, we need to hear from you. The Board's goal is to represent you and to know what direction you want RCC to go. For those of you who were lucky to attend the last meeting, the 2017-2019 members survey (complete with a self-addressed and stamped envelope!) was passed out. We tried to make it as simple as possible so all you need to do is take the survey and mail it. For those of you who did not attend the meeting you can get your survey during the July 3<sup>rd</sup> and 17<sup>th</sup> meetings. Anyone who is unable to attend the next two meetings, you can print the survey from the photogram and mail it in to

**Redlands Camera Club  
P.O. Box 7261  
Redlands, CA 92375**

Or you can request a survey from me and I will mail it to you.

Tabulation of the surveys will take place in August and the results, along with proposed educational programs for the remaining 2017-2018 year, will be shared on September 4<sup>th</sup> during the Ice Cream meeting.



## **Programs**

*Jim Hendon*

### **July 3 - Summer Competition**


### **July 17 - Competition Awards Dinner**

#### **Aug. 7 -- Night Sky Photography and Image Editing**



We're coming into a great time of year to photograph the Milky Way, other stars and meteor showers. But this kind of shooting requires timing -- dark nights in extremely dark places with no moon -- plus specific techniques and tools which make all the difference in image quality. Also, processing these long exposures requires an understanding of noise reduction and other special editing fundamentals. We'll review the when's, how's and what's of night sky photography. The club is also looking at doing another night-sky field shoot, possibly in Joshua Tree but perhaps further afield requiring an overnight -- Death Valley, Alabama Hills or high Sierra dark spots such as Horseshoe Meadow. Thoughts and ideas are welcome. Details will follow, but mark your calendars for this special Aug. 7 hands-on program.

#### **Aug. 21 -- Shoot Stunning Underwater Images with Kevin Lee**



The accomplished underwater photographer Kevin Lee, based in Fullerton, will share his extraordinary work and the efforts and tools required to create it. The globetrotting photographer's beautiful macro portraits of undulating nudibranchs (sea slugs) and other invertebrates will make your eyes pop -- in fact, he has visited seven continents (yes, he dived in Antarctica) in pursuit of marine wildlife. Kevin, a Nikon shooter with a really cool underwater lighting rig, is a board member of the Adventurers' Club of Los Angeles. His photos are included in the permanent collections of Chapman University. No doubt he will inspire us to suit up with SCUBA tanks or snorkels and go after some wet wildlife shots of our own!



## \*Call for Entries for the Methodist Church Show\*



RCC has again been invited to have its annual exhibit at the Methodist Church in Redlands. **The show will be up for the months of September and October.** We will have jurying of the entries at the summer potluck meeting on July 17<sup>th</sup>. Take-in of entries will be from 5 to 6 pm, so jurying can be done early in the meeting, and the results announced later that night. Only about 20 pieces will be selected for the show, due to space limitations.

**Any member in good standing may enter up to 3 images. All entries must be submitted as 8x10 or larger prints (larger provide for easier viewing, but 8x10 is OK.)** For those entries that are selected, the maker will need to provide enlargements, typically matted and framed, up to at least 16x20, larger appreciated. All must be framed, with the exception of canvas or metal prints, suitable for hanging. All frames must be wired on the back for hanging.

Take in of the selected prints will be at the Methodist Church on Wednesday, August 30 at 10 am. More information will be provided to those whose entries are juried in. Once the show is hung, a reception will be held to celebrate and show off our great work. So look for your best images (or get out and take some new ones), and bring them in on July 17<sup>th</sup>. For anyone who cannot come that night, but really wants to enter, contact me by email and we will figure out a way to make it work. My email is: [jsparhawk746@yahoo.com](mailto:jsparhawk746@yahoo.com).

Judith Sparhawk

Downtown Banning Mural - Photo by Woody



## **Presentation/Workshop Invitation**

**Joe Ligori**

**I will be doing a Presentation/Workshop on Camera Focus/Auto Focus at the following times and places.** A limited number may be able to attend as 'guests' at the two Camera Clubs, but most certainly you would be welcome to attend at either of the Image One events. Please see the dates and times below along with a narrative. If you'd like more information please email me at [\*\*joeligori@gmail.com\*\*](mailto:joeligori@gmail.com).

Thursday May 18th, 6 pm. - Rancho Cucamonga Photo Club  
(please note this is a shorter, condensed version)  
<http://rcphotoclub.com/>

Saturday June 17th, 3 pm. - Image One Camera  
<https://imageonecamera.com/events/>

Monday June 26th, 7 pm. - Photochromers (Sierra Madre)  
<http://photochromers.com/calendar/>

Saturday/Sunday August 19th/20th - Image One Camera EXPO  
(day and time to be announced)  
<https://imageonecamera.com/events/>

### **Auto Focus Mystique**

The Auto Focus Mystique presentation/workshop will delve into the mysteries of Camera Auto Focus Systems. Almost every image you create with your camera uses the Auto Focus System. Knowing more about Camera Focus Systems will surely add to your photography skills. We will look at some of the technical aspects of Auto Focus, but will concentrate on how to use this unique and complex part of your camera. We will discuss problems with using Auto Focus and how to diagnose and solve those problems. We will cover a brief history of Auto Focus, the types of Auto Focus systems and types of focus detection systems. We recommend bringing your camera so you can follow along as we discuss and demonstrate using your Auto Focus System. Focus modes, areas and Focus Points will be covered in detail as well as focus point sensor types and Back Button Focus. We will finish up with concentration on any problems and Issues you may be experiencing and lastly we will look at the Creative use of Focus. This will be a lively, hands on presentation/workshop that you'll surely not want to miss. Join us and you're sure to learn something new about Auto Focus.

**BE SURE TO BRING YOUR CAMERA AND MANUAL TO THE WORKSHOP.**

## Membership - *Stephanie Billings*

### ***NEWS FLASH!***

***You may now join RCC or renew your membership via PayPal  
Just go to our WebSite at [www.redlandscameraclub.com](http://www.redlandscameraclub.com) and  
click on the link***



**Membership Renewal – We have started the renewal process for the current year which started April 1, 2017.**

So please make a concerted effort to renew your membership as soon as possible. \$35 is a great deal for all of the benefits that Redlands Camera Club offers. Only currently paid members can take part in education classes, competitions, events, free workshops, and field trips. Dues are the primary source of club revenue allowing us to provide you with quality programs and training. Contact Stephanie Billings at [HeartandSoul4@yahoo.com](mailto:HeartandSoul4@yahoo.com) if you have any questions about your membership renewal.

**Prospective new members please note:** At Redlands Camera Club you'll find a group of photo-enthusiasts with a wide range of interests, a ton of experience and a willingness to help you become a better photographer. Our regular club meetings offer stimulating programs, members' nights and competitions; in addition, we offer field trips, workshops, classes and opportunities for mentoring. You can obtain an application form at one of our regular meetings or from our website by going to the club web site ([www.redlandscameraclub.org](http://www.redlandscameraclub.org)), clicking on the "Downloads" tab and then clicking on "Membership Application" tab. Follow the instructions on the form and your all set!

**All members** please introduce yourself to our newest members and help direct them to members who can assist them with their photography needs. We try to get a brief Bio from each of our new members. Contact me by email ([HeartandSoul4@yahoo.com](mailto:HeartandSoul4@yahoo.com)) if your Bio has not appeared and you wish to have it included in the Photogram.

A big welcome goes to the following newest members:

**DeeDee Schilt  
Nathan Schilt  
Dianna Macias  
Marana Elder  
Timothy Elder**





## **Southern California Council of Cameras Clubs**

*Deborah Seibly*

### ***S4C Year End Awards Announced***

S4C held the annual banquet and year end awards ceremony on June 3, 2017. During the 2016-17 competition year, 5155 images were submitted from members of 18 affiliate clubs throughout Southern California. . Of those 5155, 1782 images won honorable mention or awards. This represents eleven sections each with three skill levels –E (entry); A (intermediate); AA (advanced).

During the year end competition, entrant's images compete against images from others in their respective skill level in each section for honorable mention, bronze, silver and gold medals. As with the RCC, best of show in each section can come from any skill level. Judges for the year end awards come from across the United States and one from Australia.

This year, 380 honorable mentions, 96 medals and 11 best of show were awarded. RCC members did very well. Those receiving recognition were:

#### **Honorable Mentions** (in various sections):

Beverly Britt (1); Deb Seibly(5); Joe Niehaus(4) and Rick Strobaugh(5).

#### **Bronze, Silver and Gold Medals were received by:**

Joe Niehaus-Silver and Gold in Nature General-E

Deb Seibly-Silver and Gold in Nature Wildlife-A

Rick Strobaugh-Bronze and Silver in Pictorial Monochrome-AA; Bronze and Silver in Pictorial Creative-A

S4C also ranks entrants in each section and skill level according to the points their images earned throughout the year. High Point winners were:

Rick Strobaugh -Gold Medal high point winner in Pictorial Individual (AA); Pictorial Creative (A); Pictorial Monochrome (AA).

Deb Seibly -Bronze high point winner in Nature Wildlife (A).

The **S4C International Exhibition** is now open for image entry. It will close on August 10<sup>th</sup>. See the web site for information (s4cphoto2) Regular competitions resume in September, 2017 so get out there and take those award winning shots for next year.



## Field Trips - Debra Dorothy

*July Field Trip*

*Old Fort MacArthur Days*

*Date: Saturday July 8th Location: 3601 S Gaffey St, San Pedro, CA 90731*

*Time: 10:00am-4:00pm or until we're ready to leave.*

*Price: \$15.00*

*This spectacular event showcases the history of military activity from around the world and across time. What you will see:*

*From the days of the Roman Legions, the Renaissance, the Civil War, World War II, the Vietnam War and beyond, more than 600 participants setup camps and demonstrate what life was like during their represented time period. Throughout the day there will be various battle and equipment demonstrations from various groups competing for awards (given at the end of the day on Sunday) and looking to entertain visitors.*



*We will meet at the Coco's Bakery Restaurant, 1140*

*W Colton Ave, Redlands, CA 92374 at 8:30AM*

*If you plan on attending this event please call or email me at 909 794-3887, 909 633-2913, [debbiedsd.dorothy@gmail.com](mailto:debbiedsd.dorothy@gmail.com)*





## **Competitions**

*Russ Trozera*

### **2017 Summer Competition**

This week I took a walk down memory lane I have been entering the Redlands photo competitions for over 10 years now. My earliest entry was titled Sea Urchin it scored 83.8 in Close up category and won a second place WOW . Some of the images I submitted have scored 75. I have thought back over the years of the many entries I have submitted. I have never won a best of show. I compete more against myself than others. The competition give me an opportunity to see how others judge my work. What makes the competitions interesting is to see the variety of entries. The more we have the more variety.

Speaking of competitions, we have our Summer Competition coming up July 3, 2017. Judging the images is July 3, with ribbons being awarded on July 17, 2017 at our Annual Picnic

**"Burr Trail" Photo by: Bruce Bonnett**





## RCC Featured Photographer - July 2017


*Wayne (Woody) Wood*

### *Lucy McGee*



Back in the middle '40's I received my first camera, a "Brownie", as a present for Christmas. It was very exciting getting to take my first pictures. All too soon the new started to wear thin as the price of film and the cost of the film development started adding up to more than my small allowance would allow. It would be many years before I was reintroduced to the fun of taking pictures.

About 1990 I was given another camera, a Canon point and shoot which I thoroughly enjoyed. I was getting some pretty good shots and had a good time bantering with my son as to whose pictures were the best. Again I met with disappointment with my son's untimely death. Along with his being gone I also lost interest in my hobby. It was not until a year ago that I was again given another camera, a "Canon Rebel EOS" by my daughter and was told to "get out and learn about the new digital revolution".



After encouragement from my daughter I joined the Redlands Camera Club and I have attended several workshops sponsored by the club. It is very rewarding to associate with others who hold the same passion about creating art. I also enjoy the many field trips sponsored by the club. I am continuing to learn the art of taking good pictures by observing other members work and entering my images in our club's competitions. I am looking forward to many more years of "picture making fun".



# Tips - Rick Strobaugh



## Lens Selection

I know I often find myself shooting with the same lens, my 17-40, every time I stop for shots while traveling. I have to remind myself, use other lenses too. While shooting landscape photos, a wide angle gives great coverage of a large landscape area. I often zoom in to the 40mm setting when I am cropping out stuff that is not contributing to the photo but even that can cover a large area.. After your 17-40 or whatever wide angle you use, pull out your telephoto and start shooting the "intimate" landscapes. Within your large landscape, there are probably many much smaller photo subjects that are just as interesting, if not more so. With your zoom, you can now isolate different aspects of that landscape that you found so interesting in the first place. Then, if you really want to go wild, pull out a macro or use your telephoto for macro shots. There are lots of macro subjects, literally, at your feet. Work a scene for all it's worth and you may find many shots that you like even better than your wide angle shot

## "Joshua Tree IR" - Photo by Bruce Bonnett



# Club Calendar

*Information that was available to the editor at the time of publication*

## Future Field Trips -

July: Old Fort MacArther Days 7/8/2017

August: Big Bear Renaissance Faire 8/19/2017

September: Deuces 'N Diggers Antique Car Show 9/30/2017

October: Bolsa Chica birding 10/28/2017

November: The Living Desert Zoo and Garden 11/18/2017

December: Mission Inn Festival Of Lights 12/13/2017

January: San Diego Zoo Safari Park 01/25/2018

## **RCC Members: Unique opportunity to make a difference**

Frank Peele, Education/Workshops Chair

### [Museum of Redlands](#)

This newly-established museum needs quality photography of items in its collection, and has asked RCC for support. This sounds like a win-win situation, both for the museum and for our members who want to develop skills in “product” photography. I envision a workshop to teach the fundamentals, and one or more shooting sessions to get into creating great images for the museum’s use. If you’re interested in being part of this service to the community, or just want to find out more about the opportunity, shoot me an email:

[educationworkshopsrcc@gmail.com](mailto:educationworkshopsrcc@gmail.com) Thanks, Frank

**"Capitol Reef" Photo by Bruce Bonnett**







# Redlands Camera Club

## 2017 Member Survey

*Results to be shared Sept. 4 at our annual RCC Forum & Ice Cream Social*

### 1. You and the Club

Name \_\_\_\_\_ Phone \_\_\_\_\_

How long have you been a member? \_\_\_\_\_

Skill level, Camera (circle one): beginner . . . intermediate . . . advanced

Skill level, Editing on Computer (circle): beginner . . . intermediate . . . advanced

I use (circle) Elements . . . Lightroom . . . Photoshop . . .

Do you attend regular meetings? \_\_\_\_\_ Why? \_\_\_\_\_

Have officers or members reached out to you? How? \_\_\_\_\_

Have you made friends at the club (circle)? Yes No

I would come more often if the club \_\_\_\_\_

What I like about RCC \_\_\_\_\_

Don't like or care for \_\_\_\_\_

What do you want most from the club? \_\_\_\_\_

### 2. Programs

I would come to a meeting with a program on \_\_\_\_\_

I like our programs best when we \_\_\_\_\_

I don't like it when our programs \_\_\_\_\_

### 3. Mentoring/Coaching

Have you attended any of our Mentoring sessions before our regular meetings?

(Circle) Yes No

For those of you who have attended, do you like our Mentoring Circles held before regular programs? (circle)

Yes No

Should we do more? (circle) Yes No

Should RCC offer more one-on-one coaching for members? (circle) Yes No

### 4. Members Nights

Do you participate in Members Nights? \_\_\_\_\_ Why? \_\_\_\_\_

How can we improve Members Nights? \_\_\_\_\_

### 5. Competitions

Do you enter RCC competitions? \_\_\_\_\_ Why/ why not? \_\_\_\_\_

How would you improve competitions? \_\_\_\_\_

### 6. Field Trips

How often do you participate in trips per year? \_\_\_\_\_

Which trips were best? \_\_\_\_\_

I prefer field trips on (circle): Saturday Sunday Weekday

Do you feel well informed in advance about trips? (circle) Yes No

Would you like photo coaches available on field trips? (circle) Yes No

Should we support more field trips with workshops? (circle) Yes No

How can we improve field trips? \_\_\_\_\_



---

## 7. Education, Workshops and Classes

What would you most like to learn about? (Rate 1-5, 1 low & 5 high)

*Using My Camera* \_\_\_ *Introduction to Photography* \_\_\_ *Composition* \_\_\_

*Advanced Camera* \_\_\_ *Shooting in the Field* \_\_\_ *Sharpness/focus* \_\_\_

*Basic photo editing* \_\_\_ *Elements* \_\_\_ *Lightroom* \_\_\_ *Photoshop* \_\_\_

*Selected Topics in Photoshop* \_\_\_ *Macro/Close up* \_\_\_ *Studio Photography* \_\_\_

*Night Photography* \_\_\_ *Technical tricks (HDR, filters, etc.)* \_\_\_ *Q & A sessions* \_\_\_

*Other* \_\_\_\_\_

---

**What learning format is most effective for you? (rate 1-5, 1 low & 5 high)**

*Multi session class* \_\_\_ *4-hour workshop* \_\_\_ *Mini-workshop (2 hrs.)* \_\_\_

*On-screen demo* \_\_\_ *One on one coaching* \_\_\_ *Self-paced Internet course* \_\_\_

*Expert speakers at programs* \_\_\_

Best time for me is (circle): Week nights      Monday      Saturday      Sunday

Have you taken internet classes (circle)?    Yes      No

Should the club promote more on-line education? (circle)    Yes      No

Do you share photos and comments on our BLOG? (circle)    Yes      No

How could we improve our BLOG? \_\_\_\_\_

---

## 8. Other ideas, thoughts, comments

---

---

### 9. I'd like to help RCC with (circle):

*Programs*

*Welcoming people at the door*

*Helping New Members*

*Field Trips*

*Audio-Visual Setup*

*Mentoring/Coaching*

*Workshops/Classes*

*Competitions*

*Refreshments/Banquets*

*Communications & Promotion*

Feel free to use backside of survey for further comments.

*Peaceful by Woody*





# Community ♥ Event for All Image*one*eXpo

**HUNT PARK**  
SAT. 9a - 6p August Sun. 9a - 5p  
19th & 20th

Discount Code  
"EXPO"

4015 Jackson st  
Riverside, CA. 92503

For More Info Call  
**951-977-8811**

**Canon** SIGMA

La Sierra UNIVERSITY

FUJIFILM

Panasonic LUMIX G

RØDE MICROPHONES



VARICAM

walter's

Mercedes-Benz

Tokina

DELKIN DEVICES  
Rugged Controlled Storage.

TAMRON

GoPro  
Be a HERO.

Nikon

Manfrotto

Kenko

SOLOSHOT  
film yourself



Nissin DIGITAL



BMA

ZEISS

SIRUI

VANGUARD

California Museum of Photography



LA | FITNESS.

SONY

PAN  
PHOTOARTISTS NETWORK

UCR



imagePROGRAF  
PRO SERIES



cbu



4K

IEPPV

[pro]master



CINEMA EOS

LEAVE NO STORY UNTOLD  
LEARN MORE @

[imageonecamera.com/expo](http://imageonecamera.com/expo)

- Deals on Cameras
- Food Trucks
- Swimming
- Skate Park
- Workshops & Classes





For Sale

For Sale



Kraft 36'  
Roll Cutter  
& Paper

Back your  
Framed Photos

**\$65.00**

Make  
'em look  
like the  
Pros do!

*call Steve*  
*(951) 769-6898*

For Sale



Manual  
Cold Roll  
Laminator

Roll your prints  
onto your mats!

**\$50.00**

Easy  
Peasy!

*call Steve*  
*(951) 769-6898*



For Sale: New in Box  
**Tascam DR-60D Digital Audio Recorder**

Want to greatly improve the audio quality of videos made with your DSLR, Mirrorless or other digital camera? Tascam, the professional division of Teac Audio, has your solution – the DR-60D 4-channel audio recorder. Built to mount under your camera either on or off a tripod, this recorder offers 2 professional balanced XLR or ¼” TRS mic inputs plus a 3.5 mm stereo mic input. Its many modes allow you to capture very high-quality sound, tailor the sound to your preferences, and use microphones of widely different types. The LCD screen is fully visible in any lighting condition (even direct sunlight), and complete controls put you in charge of your recordings. In addition to its potential for recording audio for video, its many capabilities make it an excellent choice for any high-quality audio recording – music, voice or you-name-it. Unit is in original box, has never been used, and comes with all included accessories. Sells on Amazon for \$179; priced for quick sale at \$119.

Frank Peele, 909.798.7999, or email to [FrankPeele@verizon.net](mailto:FrankPeele@verizon.net)

Approximately 30 brand new photo frames for sale. Sized from 8x12 on up to 18x24 and much larger. Contact **Rick Strobaugh:**  
[rpdrunner@msn.com](mailto:rpdrunner@msn.com)

Redlands Camera Club P.O. Box 7261 Redlands, CA 92375

[www.RedlandsCameraClub.com](http://www.RedlandsCameraClub.com)

**Officers (2017-2018)**

President: Dave Ficke - Vice President/Programs: *Jim Hendon* - Secretary: *Judith Sparhawk*  
Treasurer: *Joe Ligori* - Past President: Carl Detrow -

**Chairs (2017-2018)**

Competition: *Russ Trozera* - Education/Workshops: *Frank Peele* Facebook/Event  
Photographer: *Bruce Woodcock* - Field Trips: *Debra Dorothy*  
Historian: *Bruce Bonnett* - Hospitality/Events: *Lucy McGee* - Librarian: *Mary Ann Ponder*  
Membership: *Stephanie Billings* - Mentor: *Rick Strobaugh* - Photogram: *Wayne (Woody) Wood*  
Publicity: *Alex Woodcock* - SAC: *Deborah Seibly* - Color Munki: *Jim Selby*  
Webmaster: *Wayne (Woody) Wood* - Welcome: *Stephanie Billings*