



Eye On The World

PHOTOGRAM

Monthly Newsletter of the Redlands Camera Club

January 2020

Photogram Editor – Debra Dorothy
Deadline for entries is the 25th of every month

Redlands Camera Club meets: 1st & 3rd Mondays, 7:00
pm First Presbyterian Church - 100 Cajon St - Redlands, CA

Guests are always welcome



“Asgaard”

Photo by Bill Jochimsen

ColorMunki – Have your photos submitted for QuickPix, Members’ Night, or competitions not looked the way you expected? The problem is probably a difference in how your computer and the club projector display colors and brightness. You can fix this by calibrating your computer the same way our club calibrates our projector – with the ColorMunki. Set up is simple and the calibration process only takes a few minutes. Contact Carl Detrow at csdetrow@verizon.net to reserve the ColorMunki.



Puppy and Kitty Portraits Help Shelter Pets Find New Homes

RCC Member Debra Dorothy helps shelter pets find new homes by taking portraits of them. The photos of these furry creatures were taken at the Redlands Animal Shelter. If you would like to adopt an animal please call the Redlands Animal Shelter at

(909) 798-7644

Want to learn more about your hobby?

Click the link below to go to *B&H learning Video Site*:

Click [HERE](#)

Field Trips – Mary Ann Ponder




January Field Trip

This field trip has got it all...cacti, canyons, mid-century modern architecture, retro hotels and Over the Rainbow cupcakes. Join us Tuesday, January 14th on a road trip to Palm Springs. We will visit the Moorten Botanical Garden, 1701 South Palm Canyon Drive. Admission \$5 per person. This private arboretum contains a wide variety of desert plants and serves as a popular wedding venue. Although most cacti are not in bloom this time of year, there may be some flowering aloes to photograph. Tripods and models are allowed in the garden; however, there is an additional fee for commercial photographers.

There are picnic tables in the garden if you wish to carry your lunch. Or we can go to the Smoke Tree Shopping Center, 1775 East Palm Canyon Drive, which is a short distance from the gardens. There are several restaurants in the courtyard to choose from including Smoke Tree BBQ, Native Foods Café, 533 Viet Fusion and Over the Rainbow Cupcakes.

We will also visit the Indian Canyons, 38520 South Palm Canyon Drive. Admission \$9 adults/\$7 seniors. Palm Canyon, Andreas Canyon and Murray Canyon are the ancestral home of the Agua Caliente Band of Cahuilla Indians and a scenic location for landscape photographers.

A carpool will leave from the back of the parking lot at Coco's Restaurant, 1140 West Colton Avenue in Redlands at 9:00AM and return to this location in the afternoon. Please contact Mary Ann Ponder at 909-213-5108 or e-mail maponder@yahoo.com at least one day in advance of the outing if you wish to come. Monthly field trips are a benefit of Redlands Camera Club membership. There is no charge to members but sign-ups are required.



*Photo
By
Mary Ann Ponder*

Competition Chair – Carl Detrow



Competitions

What an inspiring competition! We had 56 entries from 28 members spanning all classes and categories. Thanks again to everyone who entered.

The competition committee agreed that the comments from this judging trio was among the best and most useful we've had in a long time.

Best of Show went to Ann Kramer for "Cellophane Wings." Congratulations Ann!

The committee met and discussed the judging which was consistent across all entries. None was extremely high or low. Of course no one will agree with every decision, but they were fair. The monitor and laptop they used for the judging were available at the awards night and members were able to see the images as the judges saw them.

The judges seemed to agree that post processing is an important element in creation of photographic art, and all of them used it to some extent. However their comments showed that poor adjustments that detract from an image will result in reduced scores. More to follow.

Our next competition will be Spring 2020 at the first meeting in March (March 2, 2020). I'm still looking for a category "X" for this one, so let me know if you have any suggestions.

Contact me by email: csdetrow@verizon.net

*Photo
by
Wayne "Woody" Wood*



President's Message – Russell Trozera



Presidents Message

I hope that everyone got what they were looking for this Christmas. This New Year will be exciting. We will all be able to see 2020.

I hope that this year brings a lot of opportunities for all of our members to enjoy what they like best about photography. Photography takes me to places that I am awed by the beauty surrounding me.

I am always motivated by a new year and the opportunities it presents, places to go and things to see. I was recently on the photoblog and saw some of our members enjoying photography. What wonderful captures. Here are some wonderful quotes by other photographer and artist.

Great Art picks up where Nature ends. Marc Chagall

There is nothing worse than a sharp image of a fuzzy concept. Ansel Adams

When I have a camera in my hand I know not fear Alfred Eisenstaedt

Not everybody trusts paintings but people believe photographs. Ansel Adams

History develops, art stands still. E. M. Forster

You don't take a photograph, you make it. Ansel Adams

The purpose of art is washing the dust of daily life off our souls Pabla Picasso

There are no rules for good photographs, there are only good photographs. Ansel Adams

There are always two people in the picture: the photographer and the viewer. Ansel Adams

A good photograph is knowing where to stand. Ansel Adams

Twelve significant photographs in any one year is a good crop. Ansel Adams


Best Wishes to all the members of the Redlands Camera Club.

"Lucina"

*Photo
By
Beverly Brett*



Program Chair- Russell Trozera




Jan. 6, 2019 "Ansel Adams" night

Doug Hammer will be speaking on insights into Ansel Adams. Doug was able to help and assist Ansel Adams on several workshops.

Jan. 20 2019 "John Williams"

John Williams is an excellent speaker and has presented many tutorials on Lightroom and Photoshop in the Redlands Camera Club Newsletter. He currently serves as our educational chair of the Club. He will be speaking on Adobe Ecco Systems, cloud systems Iphone & Photo systems.

Photography Bio – Doug Hammer



I remember the first time I saw original black and white photographs by Ansel Adams – I was spellbound. The photographs were breathtaking. It was February 1971 and I was in the Ansel Adams Gallery in Yosemite.

I was immediately drawn into the world of photography. I wanted to understand how such images could be created. I read and carefully studied Adams' books *The Camera*, *The Negative*, and *The Print*. I built a darkroom. I built a 4x5 camera. I used Adams' zone system. I tested camera settings, calculated exposures, and experimented with developers and darkroom techniques.

In 1978 I was accepted as a student into the Ansel Adams Photography Workshop in Yosemite, financed with winnings on a TV show, *Family Feud*. In 1980 I was asked to serve as an assistant at Adams' Workshop – again in Yosemite. And, in 1982, I was invited to serve as the technical assistant at Adams' last Workshop held in Pebble Beach, CA.

I moved out of the darkroom and into digital photography in 2004. Although I have a website, www.doughammerphotography.com, I still prefer looking at and making my own prints.

Since that initial introduction to the world of photography in 1971, I have not lost the excitement of clicking the shutter and watching how art and science work together to capture such wonderful memories.



I have been married to Judi 48 years; we are parents of four, grandparents of 10. My profession is management consulting and my formal education was at Pepperdine University with a B.S. in Management and a M.S. in Organization Development.

"Honey"

Photo by Carol Abidin

S4C Chair - Deborah Seibly



Members from the Redlands Camera Club did very well in the December competition, winning nine awards and honorable mentions.

Three awards were earned by Christine Cope Pence. She earned an award in the category of Pictorial Monochrome (A) and two awards in the Nature Wildlife (E) category.

Another award was earned by Jim Hendon for his entry in Photojournalism (E).

Honorable mentions were given to Clay Hodson in the Pictorial Individual Color category (E), Jim Hendon in Nature Wildlife (E) and Deb Seibly for my entry into Photojournalism-Human Interest (A).


I may not be able to get the actual photos ready for display for this current newsletter as I am away from my computer but will have them ready for next month.

For the first time I entered one of my photos into the Pictorial Interclub competition representing the Redlands Camera Club and "we" earned an Honorable Mention.

In the future, I would like to enter some of our best of show winners so I may be reaching out to you.

Merry Christmas, Happy Holidays to all!

*Photo
By
Ronald Anderson*



2019 Winter Competition

1st Place Ribbons

Best Of Show



Cellophane Wings
Ann Kramer



Sacred Altar
David Lim



Memories
Jerry Adey



A Quiet Moment
Ann Kramer



Colorful Tulip
Carol Abidin



Pain
John White



Contemplating Life
Stephanie Billings



Different POV
Stephanie Billings



Starry Night
Dave Garner



Saddleback Butte
Mary Ann Ponder



I Really Don't Like You
Debra Dorothy




Speed Dating
Debra Dorothy



Smokin'
Larry Huddleston



The High Sierras
Bruce Bonnett




Sunlit Vase
Michael Graves



Leading Lines
Bruce Herwig

Here's What I Think – John Williams



Here's What I Think!

*This article covers different Adobe **Photoshop/Lightroom** tips and techniques. The views expressed in this article are those of the author and do not necessarily reflect the views of Redlands Camera Club.*

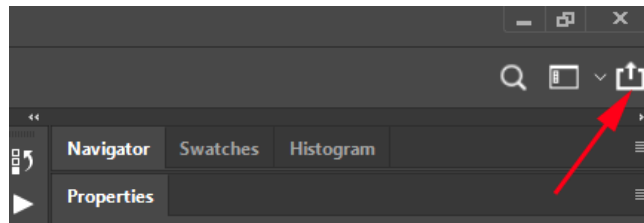
By John Williams

Need help? If you have any questions about processing an image using Adobe Lightroom or Photoshop, email me at jhwr@earthlink.net (for RCC members only) and I will try to assist you.

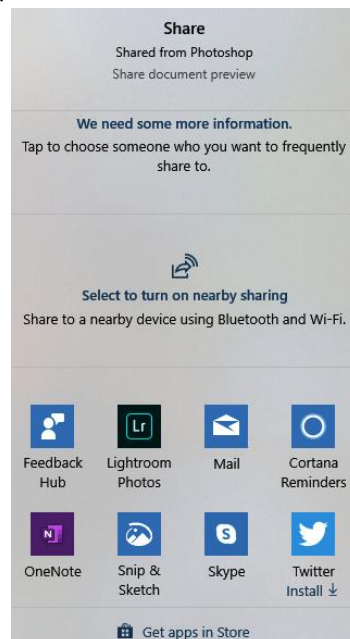
PHOTOSHOP TIPS

Quick Share:

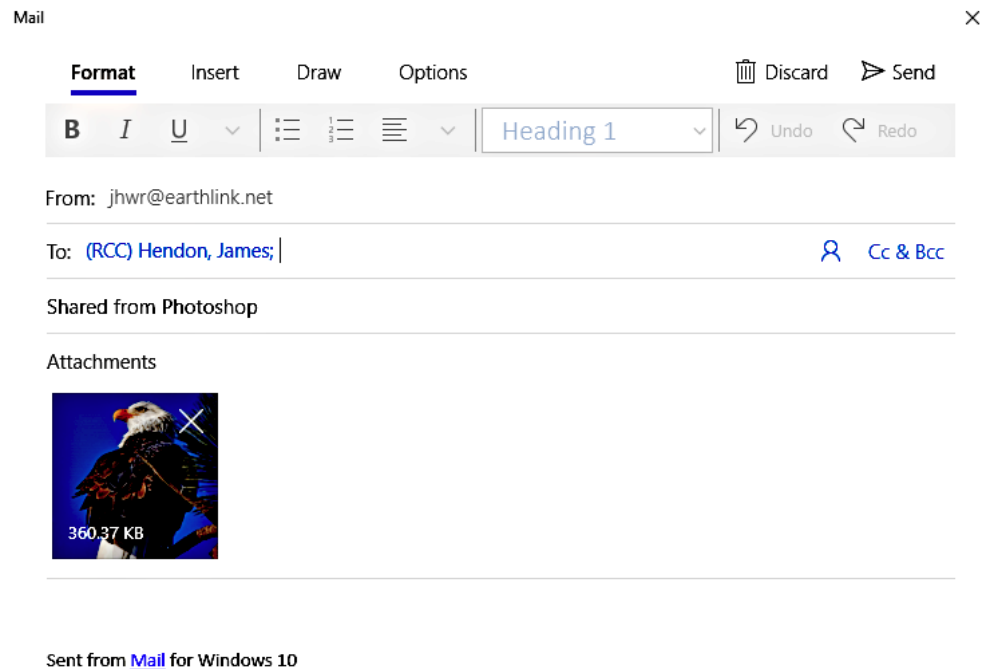
- The Quick Share button lets you instantly share either a full or low resolution version of the image to email, as well as a range of social media outlets and cloud services.
- You can now email or share your creations to several services directly from within Photoshop. When you share a document by email, Photoshop sends out the original document (.psd file). For certain services and social media channels, Photoshop automatically converts the document to the JPEG format before sharing.
- How to Share: Go to the far right side of the Options Bar and click the Share button (see figure below) or choose File>Share.



- In the Share dialog panel (see figure below), choose whether you want to share the full-sized asset or a smaller version of it. If you choose to share the smaller version, Photoshop scales down the document such that its longer edge is 1200 px long. The other edge is scaled down proportionately. Click the service you wish to use. For example, click Mail, Facebook, etc.



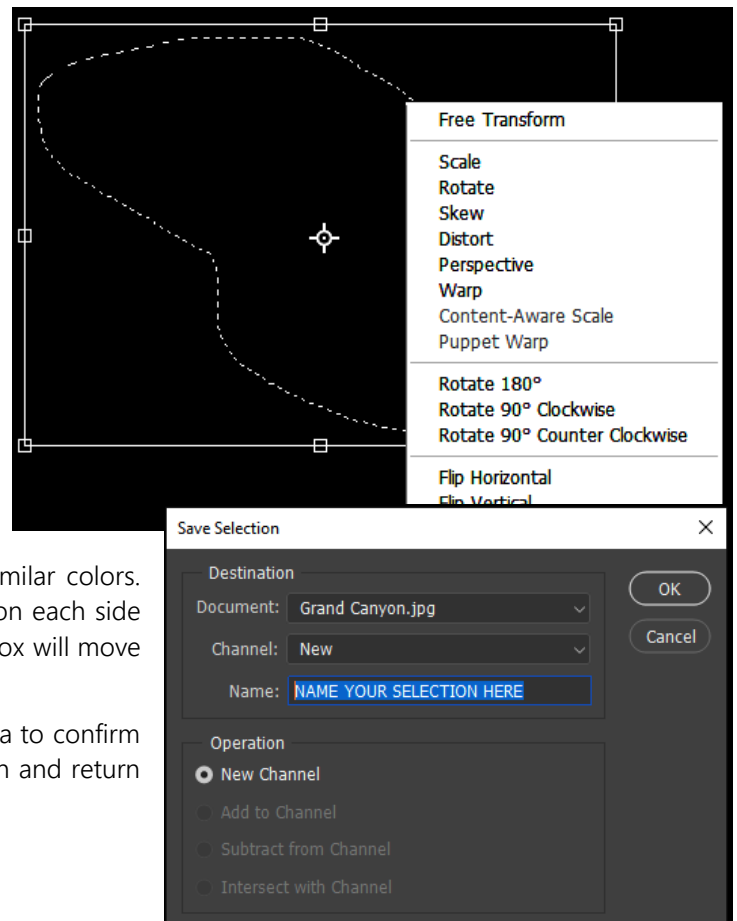
- In the Share dialog panel, you'll see various choices. If you choose the Mail app option, you will get the following dialog:



- In the To field, type an email address and depress the Send button located at the very top right of the Mail dialog window.

Transform a Selection:

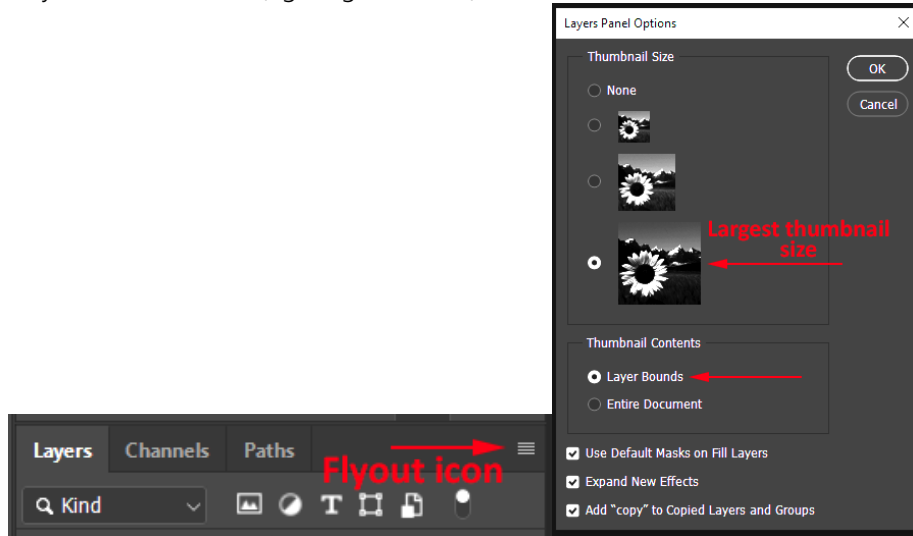
- After making a selection you don't need to start over to make a selection larger, smaller or distort/rotate/warp the selection.
- If you choose Select>Transform Selection, this command places the same handles around the selection as Free Transform, but these handles affect the selection outline itself, *not* the pixels inside of selection.
 - Drag the handles to make the selection larger or smaller.
 - Drag a corner handle to adjust width and height simultaneously.
 - Hold down the Shift key and drag on a corner handle to size proportionally.
 - You can also place your cursor outside of one of the handles to rotate the selection (cursor turns into a double headed arrow).
- If you right-click inside the marching ants, a popup menu will display giving several options – Skew, Distort, Warp, etc. The Warp mode allows you to adjust the selection of irregular objects like an egg, which are very difficult to select especially when the background and object have similar colors. To adjust the selection, use the handles which will appear on each side of selected area. The transform handles for the bounding box will move independently of each other.
- Press Enter or double-click in the center of the selection area to confirm the transformation. Press Esc to release the transformation and return to the original selection.



- Note: You can Save the selection as an Alpha Channel. After creating your selection (marching ants), choose Select>Save Selection. In the Save Selection dialog window, type an appropriate name for your new Alpha Channel in the Name field and click OK button

Make layer thumbnails easier to see in Photoshop:

- Sometimes you will have small elements on a Layer and will not see your element in the Layers panel.
- To expand small elements in the Layers Panel to help you see the small element, do the following:
 - Click on the Flyout icon (left figure below) and in the popup menu click on Panel Options.
 - Then in the Layers Panel Options window, click on the *Large Thumbnail Size* and under the *Thumbnail Bounds field* check the Layer Bounds button (right figure below).



LIGHTROOM TIPS

Lightroom Classic Updates:

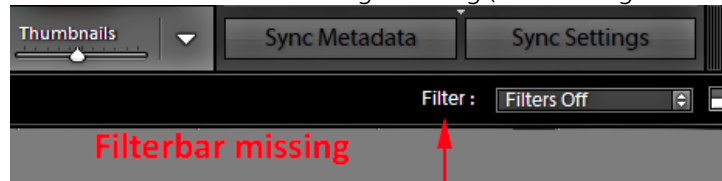
Lightroom Classic 9.1 was updated on *December 10th*. As well as some performance improvements, bug fixes and new camera/lens support, the Adobe engineering team mainly focused on Catalina (Mac operating system) compatibility. *There are no feature changes to Lightroom Classic.*

Lightroom (Cloud based) Updates:

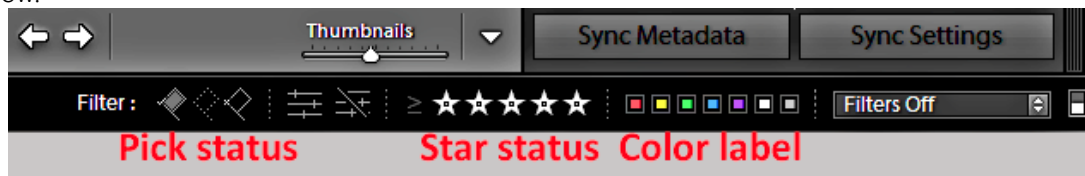
The Lightroom cloud ecosystem was also updated on December 10th, with updates for Windows/Mac (3.1) and iOS & Android (5.1) mobile phones. In the Share menu, you can now export to a TIFF format. This is especially useful if sending to Photoshop for optimal quality.

Breadcrumb Filter Bar Missing:

- Just above the filmstrip, you'll find a variety of information and controls which is called the Breadcrumb bar. On the right-side of the Breadcrumb bar is a Filter bar that can go missing.(shown in figure below).



- To return the Filter bar, click on the word Filter: (red arrow in figure above). The Filter bar will then reappear as shown in figure below.



RCC Photo Blog – Stan Fry



Redlands Camera Club Group Members Only

Are you a member of the Redlands Camera Club? Come and join our new Members Only group where you can share images, tips, tricks, offer support or insights, ask questions and interact with other members without all the other distractions of an open group. Please read the rules and you must be a Redlands Camera Club member to join!

We are up to 70 users and almost 1,100 images on the RCC Photo Blog.

If you do not already have an account, send an e-mail to signup@rccphotoblog.com and we will get you set up. The blog is a great place to get input on your images. Other Members' images can help you find some inspiration (and perhaps some motivation).

We are working on the image color issue for some images. When images are submitted they are resized to fit different screens. In this process, they are desaturated a bit. We don't know the cause of the problem yet, but are working on a solution.

I got tired of sifting through photography sites and blogs trying to find useful learning material. In response, I created pbdigest.com – a curated (sort of) collection of photography articles from over 100 photography blogs. Given that this site helps me keep track of useful learning resources, I thought club members may benefit too. I would also be interested in any feedback you might have. Thanks for taking a look and I hope the site is helpful to you.



*Photo
By
Dennise Taylor*

Announcements

New – Personal Lightroom Coaching with John Williams

Contact John Williams for some over-the-shoulder coaching in photo editing, a great way to learn. Using your selected images, John will work with you at your level to improve your understanding of key tools and techniques to make the most of your photos. John is a regular contributor of articles on Lightroom and Photoshop to the RCC Photogram. Reach John at jhwr@earthlink.net or talk to him at our meetings.

RCC Members: Unique opportunity to make a difference

Frank Peele, Education/Workshops Chair

[Museum of Redlands](#)


This newly-established museum needs quality photography of items in its collection, and has asked RCC for support. This sounds like a win-win situation, both for the museum and for our members who want to develop skills in “product” photography. I envision a workshop to teach the fundamentals, and one or more shooting sessions to get into creating great images for the museum’s use. If you’re interested in being part of this service to the community, or just want to find out more about the opportunity, shoot me an email: educationworkshopsrcc@gmail.com Thanks, Frank

Film cameras and Lenses Needed

A group of photo-enthusiasts at Riverside Community College needs FILM cameras and lenses to use in their studies. If you have such equipment you’re willing to donate to a worthy cause, please contact RCC member Constance St Jean and let her know what you have.

Contact her by email at constancestjean@gmail.com

*Photo
by
Rick Strobaugh*



Photogram Editor – Debra Dorothy



A Note from The Photogram Editor

The theme for the January Photogram is "Characters". Send me your best pictures taken at *Renaissance Fair's*, *Civil War Reenactment's*, *Native American Pow Wow's* and anything where people are dressed in costumes and I will include them in the next Photogram.



Photo by Debra Dorothy

<mailto:debbiedsd.dorothy@gmail.com>

Redlands Camera Club P.O. Box 7261 Redlands, CA 92375

www.RedlandsCameraClub.com

Officers (2019-2020)

President: Russell Trozera - Vice President/Programs: Pending - Secretary: Deborah Seibly
Treasurer: Rick Strobaugh - Past President: Dave Ficke -

Chairs (2019-2020)

Competition: Carl Detrow - Education/Workshops: Frank Peele Facebook/Blog: Stan Fry -
Field Trips: Mary Ann Ponder

Historian: Bruce Bonnett - Hospitality/Events: Pending - Librarian: Michael Graves

Membership: Stephanie Billings - Mentor: Rick Strobaugh - Photogram: Debra Dorothy

Publicity: Stan Fry - S4C: Deborah Seibly - Color Munki: Carl Detrow

Webmaster: Wayne (Woody) Wood - Debra Dorothy - Welcome: Stephanie Billings