

# PHOTOGRAM

Monthly Newsletter of the Redlands Camera Club

## January 2024

Photogram Editor – Debra Dorothy  
Deadline for entries is the 25th of every month

Redlands Camera Club meets: 1st (photo in person) & 3rd (photo via Zoom)  
Mondays 7:00 pm  
Check <http://www.redlandscameraclub.com> for Zoom meetings

**Guests are always welcome**

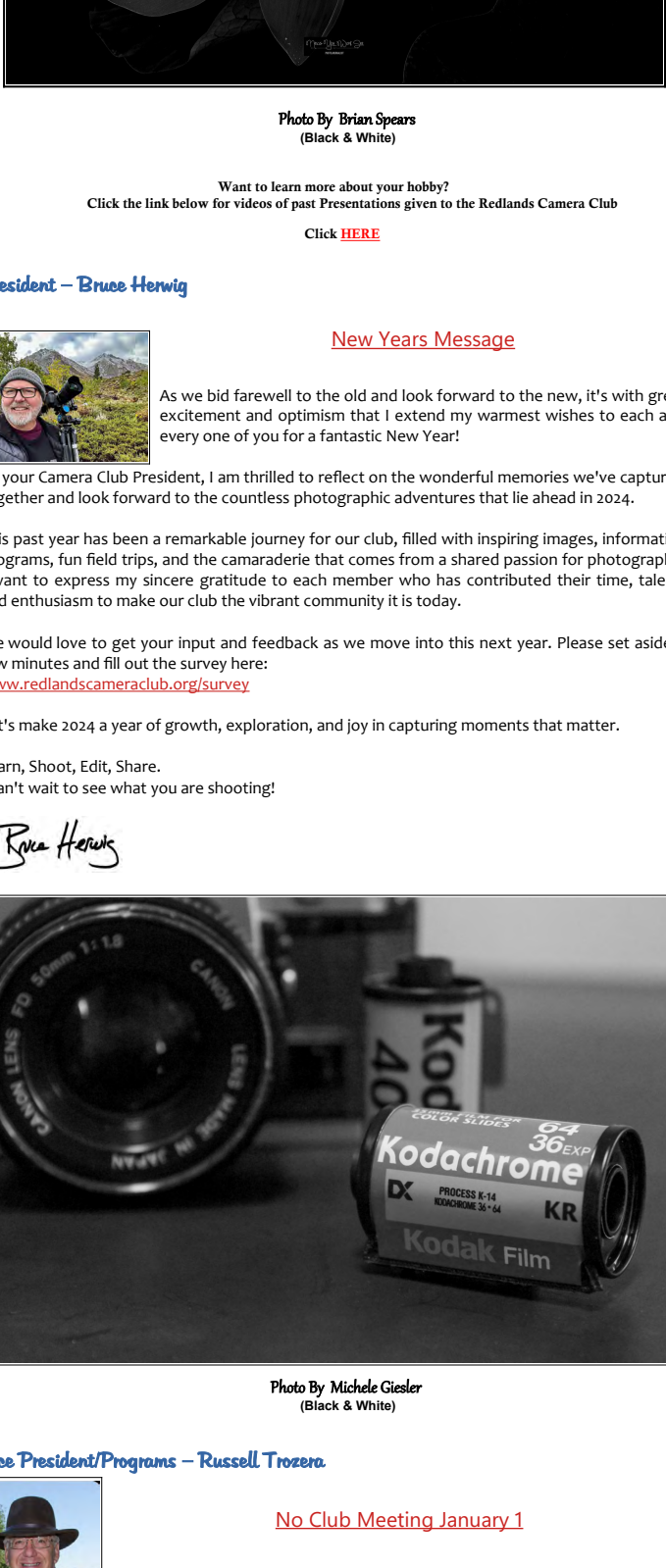

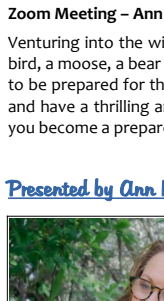


Photo By Brian Spears  
(Black & White)

Want to learn more about your hobby?  
Click the link below for videos of past Presentations given to the Redlands Camera Club  
Click [HERE](#)

### President – Bruce Herwig



### New Years Message

As we bid farewell to the old and look forward to the new, it's with great excitement and optimism that I extend my warmest wishes to each and every one of you for a fantastic New Year!

As your Camera Club President, I am thrilled to reflect on the wonderful memories we've captured together and look forward to the countless photographic adventures that lie ahead in 2024.

This past year has been a remarkable journey for our club, filled with inspiring images, informative programs, fun field trips, and the camaraderie that comes from a shared passion for photography. I want to express my sincere gratitude to each member who has contributed their time, talent, and enthusiasm to make our club the vibrant community it is today.

We would love to get your input and feedback as we move into this next year. Please set aside a few minutes and fill out the survey here:  
[www.redlandscameraclub.org/survey](http://www.redlandscameraclub.org/survey)

Let's make 2024 a year of growth, exploration, and joy in capturing moments that matter.

Learn, Shoot, Edit, Share.  
I can't wait to see what you are shooting!

*Bruce Herwig*

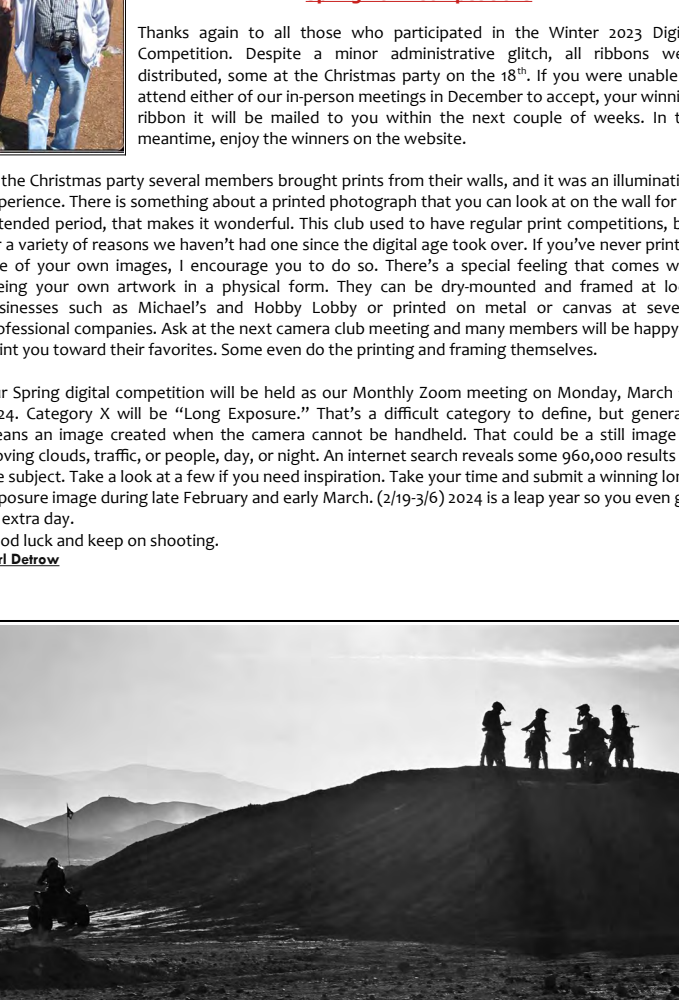
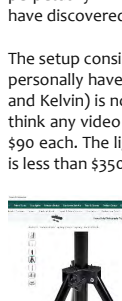


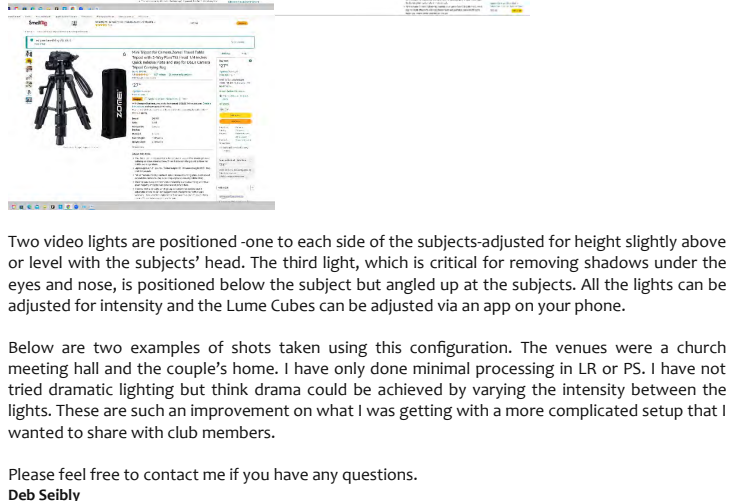
Photo By Michele Geisler  
(Black & White)

### Vice President/Programs – Russell Trezona



### No Club Meeting January 1

We wish everyone a very Happy New Year!  
Our first meeting of the year will be Monday, January 15 on Zoom.



### Into the Wild: Preparing for the Journey of Nature Photography

Monday, January 15 @ 7pm

### Zoom Meeting – Ann Kramer

Venturing into the wild world of nature to capture wildlife images, whether you are looking for a bird, a moose, a bear or a squirrel, is an invitation to adventure and unpredictability. Learning how to be prepared for the experience can help you to avoid the potential for frustration and mishaps and have a thrilling and positive experience instead. Ann will explore some of the factors to help you become a prepared and comfortable wildlife photographer.

### Presented by Ann Kramer



Ann has been a member of RCC for over 7 years during which time she won numerous first place awards in both animal, places and black and white categories. She was awarded Best in Show twice for her animal images. Ann has been honored with an Audubon Photography award for the Plants for Birds category, and her images have placed in the Share the View, Kingbird and North American Nature Photographers Association (NANPA). She recently was honored for the third year in NANPA's Showcase Contest. Since she has moved to the Pacific Northwest, she's led several bird photography workshops for the Puget Sound Bird Festival as well as serving as a contest judge for several local contests. She combines her love for nature photography with respectful field practices.



### Bring Your Tripod To Camera Club

Monday, February 5 @ 7pm

### In person & Zoom Meeting – Bruce Herwig

Do you have questions about what makes a good tripod? Do the terms Arca Swiss, bubble level, ball head and center column make you confused? What should you expect to spend on a good tripod? Rubber feet or Spike feet? What if you want to shoot panoramas? Bruce Herwig will be leading a discussion on tripods, options, best practices, and more.



We are encouraging everyone to bring their tripod with them to the camera club and be prepared to share what they like, and don't like as we learn together and get practical insight for our fellow members.




Photo By Dorothy Cunningham  
(Black & white)

### Competition Chair – Carl Detrow



### Spring 2024 Competitions

Thanks again to all those who participated in the Winter 2023 Digital Competition. Despite a minor administrative glitch, all ribbons were distributed, some at the Christmas party on the 18th. If you were unable to attend either of our in-person meetings in December to accept, your winning ribbon it will be mailed to you within the next couple of weeks. In the meantime, enjoy the winners on the website.

At the Christmas party several members brought prints from their walls, and it was an illuminating experience. There is something about a printed photograph that you can look at on the wall for an extended period, that makes it wonderful. This club used to have regular print competitions, but for a variety of reasons we haven't had one since the digital age took over. If you've never printed one of your own images, I encourage you to do so. There's a special feeling that comes with seeing your own artwork in a physical form. They can be dry mounted and framed at local businesses such as Michael's and Hobby Lobby or printed on metal or canvas at several professional companies. Ask at the next camera club meeting and many members will be happy to point you toward their favorites. Some even do the printing and framing themselves.

Our Spring digital competition will be held at our Monthly Zoom meeting on Monday, March 18, 2024. Category X will be "Long Exposure." That's a difficult category to define, but generally means an image created when the camera cannot be handheld. That could be a still image of moving clouds, traffic, or people, day, or night. An internet search reveals some 660,000 results on the subject. Take a look at a few if you need inspiration. Take your time and submit a winning long-exposure image during late February and early March. (2/19-3/6) 2024 is a leap year so you even get an extra day and keep on shooting.  
Carl Detrow




Photo By Mike Livingston  
(Black & White)

### Forced into Portrait Photography? This will Help.

People photography is a pleasure for me but also a challenge. Candid, un-posed shots are what I prefer to take but over the years I have been asked to do posed photos for directories or family shoots or other formal events. Sometimes I am lucky and can do the shoot outdoors but more often I find myself in an indoor setting. And very often these indoor settings have contrasting, harsh light. After struggling with large heavy backdrop stands, cloth backdrops that are perpetually wrinkled, paper rolls too heavy to lift alone, umbrellas and flash units to coordinate, I have discovered an amazingly easy, light weight and relatively inexpensive setup.



The setup consists of 3 LED lights, 2 light stands and a cheap tripod with a video or fluid head. I personally have 2 Lume Cubes 2 and 1 Litra light but the Litra (which can be adjusted for intensity and Kelvin) is no longer available. Although I chose these as my kit because they are lightweight, I think any video light that is adjustable would work. Lume Cubes cost anywhere between 70 and 90 each. The light stands are cheap, costing \$40 for two and the tripod about \$28. The total cost is less than \$350 and the whole kit can almost be carried in one hand.



Two video lights are positioned one to each side of the subjects adjusted for height slightly above or level with the subjects' head. The third light, which is critical for removing shadows under the eyes and nose, is positioned behind the subject but angled up at the subjects. All the lights can be adjusted for intensity and the Lume Cubes can be adjusted via an app on your phone.

Below are two examples of shots taken using this configuration. The venues were a church meeting hall and the couple's home. I have only done minimal processing in LR or PS. I have not tried dramatic lighting but think drama could be achieved by varying the intensity between the lights. These are such an improvement on what I was getting with a more complicated setup that I wanted to share with club members.

Deb Seilly would like to contact me if you have any questions.



## CATEGORY PRIZE WINNER

Closeup & Art  
Bruce Herwig



### Winter 2023 Competition First Place Winners



### December's Theme (Black & White)



Photo's By Heidi Wilson



Photo's By Jim Hendon



Photo's By Brian Spears



Photo's By Cheryl Diemyer



Photo By Maggie Fineman



### Photogram Editor – Debra Dorothy



### A Note from The Photogram Editor

The Theme for the February Photogram is  
**"Your Favorite Images of 2023"**  
Please send your images to me or enter them in the Photo Blog by January 25th to have them included in the February Photogram.

Share your favorite images from 2023 with all of us!  
<mailto:debra.dorothy@gmail.com>  
<http://www.rcpphotoblog.com/prize-view/>



Photo By Debra Dorothy

Redlands Camera Club P.O. Box 7261 Redlands, Ca 92375  
<http://www.redlandscameraclub.org>

Officers (2023-2024)  
President: Bruce Herwig – Vice President/Programs: Russell Trezona – Secretary: Deborah Seilly – Treasurer: Rick Strobaugh – Past President: Russell Trezona

Chairs (2020-2021)  
Competitions: Carl Detrow – Education/Workshops: Frank Peele – Facebook/Blog: Mike Livingston – Field Trips: TBA – Historian: Carol Abidin – Membership: Stephanie Billings – Mentor: Rick Strobaugh – Photogram: Debra Dorothy – Publicity: Mike Livingston – SAC: Deborah Seilly – Color Munk: Carl Detrow

Webmasters: Bruce Herwig – Welcome: Stephanie Billings – Publicity: Mike Livingston – Board Member: Frank Peele

