



PHOTOGRAM

Monthly Newsletter of the Redlands Camera Club

FEBRUARY
2026



Pelican Reflecting On His Day
by Carol Farrar



BEHIND THE LENS

Message from the President

Reflection is one of those words that quietly does double duty in photography. On the surface, it is visual. Water, glass, metal, mirrors. A second world appears, flipped, softened, sometimes distorted. Yet reflection also asks something of us as photographers. It invites us to slow down and consider not only what we see, but why we are drawn to it.



This month's theme encouraged many of us to look twice. A puddle after rain became more than a nuisance on the sidewalk. A storefront window turned into a layered story of inside and outside. Even a polished car hood or a calm lake offered the chance to frame a familiar scene in an unfamiliar way. Reflection images reward patience and awareness. Small changes in angle, light, or timing can transform a simple scene into something thoughtful and engaging.

Beyond technique, reflection reminds us to pause in our photographic journey. It is easy to rush from one subject to the next, chasing new gear, new locations, or the next competition deadline. Taking time to reflect helps us recognize growth. It helps us see patterns in our work, strengths we may not notice, and areas where we want to stretch creatively.

As you look through this month's images, take a moment to notice what resonates. Is it the symmetry, the abstraction, or the quiet mood? Let those reactions guide your next outing. Photography is not only about capturing light. It is also about understanding what moves us when we press the shutter.

Thank you for sharing your vision and your reflections this month.

Rene Herwig

Learn, Shoot, Edit, Share.

I can't wait to see your photos!!

**Please welcome Nancy Currie
as our new *Photogram* Editor!**



Echo of Wings



UPCOMING PROGRAMS

Cheryl Diermyer - Vice President/Programs



The Wonderful Bond Between Right and Left Brain

Monday, February 2nd @ 7pm

In person & Zoom Meeting – Paul Bock


In this thought-provoking talk, Paul Bock will explore how the laws of nature and the rules of society (such as engineering codes, regulations, and financial frameworks) coexist with the creative spirit of artistic vision. Drawing on his professional experience and international photo exhibitions, he will demonstrate how the fusion of logical structure and artistic imagination has been the foundation of his achievements both in engineering and in the arts.

This presentation will showcase how creativity flourishes when technical mastery meets artistic expression. Paul's presentation promises not only to inspire, but also to encourage each of us to recognize and cultivate the natural bond between our two halves of the brain. By transforming this connection into a conscious, interactive partnership, we can unlock new dimensions of talent, problem-solving, and self-expression.



Presented by Paul Bock

Paul's vision is one of optimism, drawn to the vibrant beauty and wonder of the world. He seeks out places that hold a special meaning for people, from bustling cityscapes to



quiet natural landscapes. His goal is to inspire others to see the world in a new, positive light and to appreciate the incredible diversity that surrounds us. This is the artist's gift, to use the medium to tell a story and share a personal insight.

www.paulbockphoto.com



The Visual Power of Contrast

Monday, February 16 @ 7pm

Zoom Meeting – Lisa Langell

Why contrast is so critically important — HOW and WHERE you use it makes all the difference!

Did you know you can actually guide your audience to follow a specific path in your images? Or that contrast determines whether an image feels easy to view or causes strain?

Master the secrets of making your photos “pop,” improve the resting place for your viewer’s eye, and enhance your overall composition—both in the field and in post-processing.

We’ll explore before-and-after examples and share easy, powerful techniques to help you take your images from drab to fab. Whether you’re capturing contrast in-camera or enhancing it during editing, this fun and informative session will be a game-changer.

****NOTE**** *Because we will be using Lisa Langell’s Zoom, there will be no social time before.*



Presented by Lisa Langell

Lisa is the founder of Langell Photography, LLC. Lisa has been published in Outdoor Photographer, Arizona Highways, Ranger Rick, and Images Arizona. Her work blends nature, psychology, and design, and she brings warmth, clarity, and enthusiasm to every teaching moment.



www.langellphotography.com



COMPETITION UPDATE

Julie Lowe – Competition Chair



Updates to RCC Competition for 2026

At our last meeting, we unveiled several updates to RCC Competitions for 2026.

Category Updates

Close-up has been changed to “Close-up / Macro”
We’ve added a “Digital Artistry” category

Entry Class Updates

We merged Apprentice and Intermediate to “Developing.”
That means there will be two entry classes: Developing and Advanced

The Redlands Camera Club has a NO AI policy for competitions.

We've clarified what we mean.

1. Editing tools for selection and standard enhancements (masks, upscale, denoise, etc) **OK**
2. Healing tools that replace the clone tool **OK**
3. Removing power lines, dust, and distractions **OK**
4. No “prompt-based” generative fill. *If you have to type it, it's not allowed*
5. <10% AI-generated content (on your honor).

If you have any questions, please contact me.

CLUB MEMBERSHIP

Stephanie Billings - Membership Chair

If you have any questions about your membership, contact
Stephanie Billings at: HeartandSoul4@yahoo.com



MEMBER GOOD NEWS

Did you win a photography award, get published or in a show?

Let us know about it! Don't be bashful...we would love to celebrate you and your accomplishments!

There is a form on the website called “Good News.”

RedlandsCameraClub.org/GoodNews



UPCOMING FIELD TRIPS

Brian Spears - Field Trips

Date Festival Field Trip

Saturday, February 21, 2026 @ 11:00 am



Gather for a day of festival photography, capturing lively scenes of carnival rides, food vendors, agricultural displays, live music, and fairground fun. This is a great opportunity to expand your portfolio with colorful action shots, candid people photography, and creative compositions that tell the story of this beloved community event.

Whether you're shooting tight details of date treats and fair food, wide festival landscapes, or portraits of attendees enjoying the activities, this outing offers a variety of subjects and lighting challenges that are perfect for improving your skills.

Plan

We'll meet up at the fairgrounds, walk and take pictures, enjoy some fair food, shoot for another hour, and then you're on your own.

Riverside County Fair & National Date Festival
46350 Arabia Street, Indio, CA 92201

Tickets


Gate Admission \$15
Parking \$10

What to Bring:

- Camera
- Hat, sunscreen
- Suggested a single "walking lens."
- 50mm, 24-70mm, etc.
- Tripods are NOT allowed

Field Trip Leader:

Bruce Herwig | bruceherwig@gmail.com



If you are interested in carpooling, let us know in the RSVP. We'll leave Coco's Bakery Restaurant in Redlands at 9:45 am sharp. 1140 W Colton Ave, Redlands, CA 92373

[CLICK HERE TO RSVP](#)



Spring Wildflower Workshop

Taught by Dave Ficke | Cost \$100/person | Max 6, min 3 students

As winter fades and warmer days return, wildflowers begin their yearly rebirth. In Southern California, climate shifts make the season unpredictable. Some years bring only a light bloom, while others offer a real show. Rain and temperature decide everything. Too little rain means a weak bloom, steady rain helps, and a sudden heat wave can dry the flowers almost overnight.



We will be covering safety, camera settings macro – telephoto lenses, tripods, clothing, lighting and how to take wildflower images.

February 9th – first Zoom meeting – students will learn about lenses and camera settings and what they will need for being in the field. Students will be given a few weeks to get some of the items they will need for field work. Students will have two weeks to practice around their home and submit images for discussion on 2nd zoom meeting.

February 23rd Second zoom – this is designed for students to share some of their images, share what went well or not so well.

February 28th first field meeting – Southern entrance to Joshua Tree National Park.

Late March (date TBD) – Dogwood flower shoot in the San Bernardino Mountains and other possibilities of mountain wildflowers – date to be determined based on weather.

Questions? Contact Dave Ficke yosemitedave1@gmail.com

[LEARN MORE](#)
[AND RSVP HERE](#)





HERITAGE AWARDS PHOTO CONTEST

Celebrating 50 Years of Heritage Awards



February 16 through April 30, 2026

The Redlands Area Historical Society and the Redlands Camera Club invite you to participate in our inaugural photo contest highlighting Heritage Award-winning historic homes and buildings in Redlands.

How to Enter:

Photograph up to three (3) homes or buildings from <https://rahs.org/heritage-awards/>

Complete and submit this entry form. (It is free to enter.)

Upload your photographs before the contest deadline

Entries will be judged by Mayor Mario Saucedo, Judith Hunt, President of the Redlands Area Historical Society, and Bruce Herwig, President of the Redlands Camera Club

Winners will be awarded at the Redlands Area Historical Society's 50th Annual Heritage Awards on June 9, 2026

Adult Category: Entrants must be 18 years of age or older and agree to the terms and conditions of the contest.

Youth Category: Entrants must be under the age of 18 with parent or guardian consent to the terms and conditions of the contest.

All entries must be **received by midnight April 30, 2026**



PRIME COMPOSITION

by Mike Livingston

One step forward; two steps back. Until recently, I owned three lenses for my Canon bodies: 10-22mm zoom for my APS-C 7d, and a 24-105mm and 70-200mm for my R6. Now thanks to Santa, I've added a pre-owned 85mm prime lens. I'd dreamed of this lens for many years. It is the Canon go-to for portrait photography.

As yet, I haven't used my portraiture lens for portraiture. Instead, I've been forcing myself to use it for shooting EVERYTHING ELSE with a mind to see how doing so changes either my attitude or my vision. I've been out playing with the depth of field ... literally, in a field. I've had it out in pursuit of reflections. These experiences and others have revealed just how comfortable (lazy?) I'd become with my zoom lenses. With the zooms, I need only position myself at the angle I like, then adjust the lens until I frame the composition I like. My prime lens, on the other hand, requires that I do the zooming with my feet. Step forward? Nope. Step back ... a little more. In a studio that's easy, and if anything is in the way, move it. Not so easy in the field.

I felt some frustration at first. It just seemed like extra work. But then I began to settle into it. What happens when you can't frame the composition you first see? Look for another. Envision a tighter composition. Zoom your mind.

I can't wait to put this prime lens to use for studio and on-location portraiture. And I expect I will favor my zoom lenses most of the time when I leave the house. But I also expect that I will be taking the prime lens out on occasion if only to force me to see what ALSO is in my frame and thereby stimulate my creativity.

Lincoln Shrine Celebration

By Mike Livingston

Saturday, February 7, 11:00-3:00, the Lincoln Memorial Shrine in Redlands promises antebellum entertainment, and ample opportunities for photographers as they celebrate the shrine's open house.



Civil War soldiers, some mounted on horseback, recreate a sense of those war years. Men, women and children dressed in period costume meander through displays including typical camp setups and crude medical resources of the day. Seeming to draw all photographers within earshot, the reproduction cannon fires hourly. And, of course, you'll want to see and hear President Lincoln himself (almost) deliver the Gettysburg Address.

Music for the day is supplied by Camp Carlton Band.



“COLORS OF HEAVEN” PRESENTATION TO EXPLORE

Beauty, History of Stained-Glass Windows

Photographer Jim Hendon will share history, insights and reflections in a presentation titled *Colors of Heaven: Discovering the Stained Glass Windows of Redlands*, at the Yucaipa Valley Historical Society, 1:30 p.m., Saturday, Feb. 7 at the Mousley Museum.

Hendon, a Redlands native, visited numerous churches and other sites to photograph windows of all sizes, ages and styles, assembling a rich portfolio of images filled with stories, symbolism and surprises.

“Not just decorations, these windows promote religious and civic values in a unique way,” said Hendon. “They’re present-day examples of the “Poor Man’s Bible,” introduced in the Middle Ages. People couldn’t read the scriptures, so churches brought Biblical stories and figures to life in illuminated colored glass.”

Hendon visited mausoleums, churches and an historic university chapel to photograph dozens of exquisitely detailed windows, one barely larger than a dinner plate, another the size of a movie screen and containing 52 characters and 3,500 pieces of glass.

“I see these windows as some of the most important artworks in the community, but ironically, most are enjoyed by very few of us,” said Hendon. “While some fine examples are visible from the street, many are truly hidden, and few of us ever see the windows of other people’s churches from the inside, where they are meant to be experienced. It’s not practical to bring the public to the windows, but through photography, we can bring the windows to the public.”

A former newspaper reporter and corporate communications specialist, Hendon, 74, previously served as vice president for programs at the Redlands Camera Club. A 1969 graduate of Redlands High School, he holds a bachelor’s degree in journalism from San Diego State University.

EDITING TIPS OF THE MONTH

TOP Photoshop New Features - 2026 Jan update

New features in Photoshop January 2026 update. Colin Smith shows the top 5 new photoshop features



[Click Here](#) To Watch (12 min)

STOP USING Contrast, use THIS TOOL instead

Add detail and contrast to your photos using this Lightroom tool. I walk you through what contrast is, how to create "SMART" contrast using the presence tab, and explain the differences between Texture, Clarity and Dehaze!



[Click Here](#) To Watch (8 min)

Have a Lightroom or Photoshop video you would recommend?



Let me know! Email bruceherwig@gmail.com

PHOTOGRAM CHALLENGE FOR JANUARY WAS “REFLECTION”



Warm and Cozy Inside by Glenn Tetley



A Moon Shot Pool Reflection – Linda deBaun



Barker Dam Reflection - Thomas Powers



Stamp Mill Reflections by Cheryl Callanan



Rainy Day Reflection by Heidi Wilson



Pretty in Pink Reflection by Carol Farrar



Reflecting the New Year by Dorothy Dunningham



Banff Reflections by Stephanie Billings



Reflections by Ellie Burgueno




To Bee or Not to Bee by Stan Fry



Reflections: At Risk Underfoot
by Mike Livingston



Crystal Crag, Mammoth Lake by Jim Hendon




Lingering Puddle - Heidi Wilson

PHOTOGRAM CHALLENGE FOR FEBRUARY IS "SHADOW"

Please post your images on the [RCC Photo Blog](https://www.redlandscameraclub.org/photo-blog) #SHADOW or email Nancy Currie at bassetmama13@gmail.com with your photos! **Deadline February 25.**

BEST OF THE BLOG – President's Choice



Blocks by William Jochimsen

This is a close up of a quilt showing the intricate details. Geometric designs can produce imaginary differences. This is one of hundreds of Quilts on display at the Road 2 California quilt show in Ontario.

Joining the Redlands Camera Club Photo Blog offers a supportive, safe space to showcase your work, comment on photos, and stay connected with fellow RCC photographers.

If you are a Redlands Camera Club member and would like to access to our member photo blog, please email Stan Fry, at bassetdude@gmail.com

PASADENA COMIC CON FIELD TRIP

We had a great time at the Pasadena Comic Con and enjoyed trying something unique and seeing all the bold colors and creative costumes that made for great photo opportunities!





The National Orange Show 2026 Juried Art Exhibition!



NATIONAL ORANGE SHOW
ALL CALIFORNIA JURIED ART EXHIBITION

CALL FOR ENTRIES
ENTRY DEADLINE: MARCH 7, 2026

FOR ALL DETAILS & TO ENTER VISIT
WWW.NOSEVENTS.COM



FIRST PLACE	SECOND PLACE	THIRD PLACE	3 HONORABLE MENTIONS
\$700	\$500	\$300	\$100 EACH

*ALL OF THE ABOVE WILL BE AWARDED FOR EACH CATEGORY, OPEN & CITRUS.

Visit their site at NOSEVENTS.com or click [THIS LINK](#) to go directly to the form.

mpb is a proud sponsor of the Redlands Camera Club

Surprises are for parties, not purchases.
Every camera is inspected by experts.





TIME TO GET INVOLVED...

Field Trip Assistant – Do you like details and talking to people? Help organize RCC Field Trips!

Zoom Host – let our Zoomers into the meeting, make sure they are welcome, mute them when you must :)

There are so many opportunities to getting involved with the Redlands Camera Club...
Contact Bruce Herwig bruceherwig@gmail.com 909-742-9206.

RCC LEADERSHIP 2026



President / Website / Photogram
Bruce Herwig
bruceherwig@gmail.com



Vice President & Programs
Cheryl Diermyer
diermyer@gmail.com



Treasurer / Mentorship
Rick Strobaugh
rpdrunner@msn.com



Education
Dave Ficke
yosemitedave1@gmail.com



Competition Chair
Julie Lowe
ejlowe.mom@gmail.com



Membership Chair
Stephanie Billings
heartandsoul4@yahoo.com



Field Trips
Brian Spears
rccfieldtrips@gmail.com



Publicity / Social Media
Mike Livingston
mliv1@verizon.net

Past President
Russell Trozera
photosbuyruss@yahoo.com

Photo Blog
Stan Fry
bassetdude@gmail.com

Club Secretary
Heidi Wilson

Photogram Editor
Nancy Currie

Redlands Camera Club meetings are held the first and third Monday of each month @ 7 pm.
1st Monday = In Person & Zoom
3rd Monday = Zoom Only

In Person Meetings:
First Presbyterian Church, Redlands, CA
Click For Directions
Visitors are always welcome at any of our meetings!

Member Since 1986

