



PHOTOGRAM

Monthly Newsletter of the Redlands Camera Club

June 2026



Mary Webb

Precious

GORWIN

9
Capture
the
Castle

DODIE
SMITH

Lust for Life

Stone

A
TREE
GROWS
in
BROOKLYN

Betty Smith

HARPER



Bookstore Cat
by Judith Sparhawk



BEHIND THE LENS

Message from the President

A door is a small thing. A panel of wood or metal, a hinge, a handle. Yet a good photograph of one is never only about the door. It is about what the door suggests.



A door is an invitation and a question at the same time. What is on the other side? Where does it lead? A weathered blue door in an alley hints at a story we will never fully know. An ornate entrance promises something grand just beyond the frame. Even a plain screen door on a summer porch carries the feeling of coming or going, of arrival or farewell.

This month's theme sent you looking for doors. Peeling paint and rusted hardware. The way light falls across a doorway and spills into a room. The contrast between what is open and what is closed. A door photographed straight on becomes a study in symmetry and texture. A door left ajar becomes a story. A door closed keeps its secret.

But doors also remind us of something about our own path as photographers. Every new skill is a door. Every field trip, every competition, every conversation with another member is a door we can choose to walk through. Some we open ourselves. Some are opened for us by people willing to share what they know. The only ones that lead nowhere are the ones we never approach.

With nearly half the year already behind us, I hope you will keep stepping through. Try the genre you have been avoiding. Sign up for the next field trip. Introduce yourself to someone new at a meeting. The door is rarely locked. Usually, we just need to reach for the handle.

Thank you for sharing your vision this month, and for the doors you continue to open for one another.

Learn, Shoot, Edit, Share.

I can't wait to see your photos!!

My son John graduated from college in May, heads to officers training school with the Marines in September!





UPCOMING PROGRAMS

Cheryl Diermyer - Vice President/Programs



Building Emotion in Landscape Photography with B&W

Monday, June 1 @ 7pm

In person & Zoom Meeting – Andrew Hertel

In this presentation, fine art nature photographer Andrew Hertel explores how black and white photography can move beyond simple beauty and become a powerful tool for emotional expression. Rather than focusing on camera settings or rigid compositional rules, this talk centers on intent, connection, and the choices that help an image truly say something. Through a series of personal landscape and wildlife photographs, Andrew shares how simplifying a scene, using light with purpose, embracing stillness, and editing with emotional clarity can transform a technically strong image into one that lingers with the viewer. Topics include the difference between mood and emotion, why black and white can strengthen visual storytelling, how light shapes feeling, when and why to use centered compositions, and how returning to familiar places deepens personal connection.



Presented by Andrew Hertel

Andrew Hertel is a black and white nature photographer based in San Diego, CA. His work is shaped by time spent in wild places, deserts, mountains, and coastlines, often explored on foot, by bicycle, or motorcycle. These experiences aren't just about getting to a location, they're about being immersed in the landscape, feeling small, connected, and alive. Andrew is self-taught, and much of his photography is driven by instinct, emotion, and a deep respect for the natural world.



www.andrewhertel.com



COMPETITION UPDATE

Julie Lowe - Competition Chair



Monday, June 15 @ 7pm

Zoom Meeting – Randy Bradbury

Our Summer Competition is officially open and ready for your creativity to shine!

Important Dates

- Entries will be accepted from Monday, May 18 through Friday, June 12
- Judging Monday, June 15 @ 6:30 pm (Zoom)
- Awards distributed, July 6
- Category X is “Americana”

Americana refers to artifacts, cultural elements, and traditions that are deeply characteristic of or unique to the United States. It generally evokes a sense of nostalgia for an idealized vision of American history, folklore, and everyday life.

Entry Reminders

Please keep the following in mind when submitting your images:

- Upload your profile picture if this is your first time entering
- Confirm your digital image dimensions meet competition requirements (4,000 pixels on the long side)
- Submit the \$10 entry fee
- Review the “Special Note” section for the latest

updates and important competition details I’m looking forward to seeing your stunning captures and your creative masterpieces! Good luck, everyone! If you have any questions, please don’t hesitate to reach out.



[Click Here To Enter And To Learn More](#)



UPCOMING FIELD TRIPS

Brian Spears - Field Trips

Searching for Americana Field Trip

Saturday, June 6, 2026 @ 10:00 AM



Starting Location: State Street at Orange – under the Redlands arch/sign

Parking possibilities: parking lot by CVS – Orange and Citrus, lot at the corner of Citrus and Eureka, on the street on Orange/Cajon, public parking structure by train station.

You have two hours to explore State Street and the adjoining area for examples of Americana. [Americana: small-town imagery, Denim, diners, antique toys, baseball, roadside motels, Route 66, vintage license plates, rustic barn stars, patriotic decorations (garlands, flags), antiques, and folk art, vintage Coca-Cola items]. A map will be distributed for places/stops to find Americana images that include Galleria, Jacks Toy Shop, Redlands Public Market, among others.

Carry water with you. Wear comfortable shoes. We recommend bringing a single “walk about” lens...50mm or 24-70mm. Join us for lunch at the Public Market or wherever the group decides.

Trip Leader:

Heidi Wilson

heidiaw@verizon.net

Since this field trip is in Redlands, we’re not coordinating carpooling for this event.

[Click Here To](#)

[RSVP](#)





5th Monday Social Night

Monday, June 29, 2026 @ 7pm

Some of the best photography conversations happen away from the screen and out from behind the camera. That is the spirit behind Cameras @ Coco's, a new Redlands Camera Club social gathering on months with 5th Mondays.



Join us on **Monday, June 29**, at Coco's Bakery Restaurant for a relaxed evening of dessert, conversation, and connection. There is no agenda and no presentation. Bring your camera questions, share a recent photo or two, talk about the last meeting, or simply enjoy good company with fellow members who share your love of photography.

Whether you are a long-time member or newer to the club, this is an easy way to connect in a casual setting. Order your favorite dessert, pull up a chair, and enjoy an unhurried night with friends.

Coco's Bakery

Restaurant
1140 W Colton Ave
Redlands, CA 92374

Come when you can.
Stay as long as you
like.

Save The Date:
August 31



CLUB MEMBERSHIP

Stephanie Billings - Membership Chair



YEAR 26-27 RENEWALS ARE DUE

MEMBERS: Memberships are due by the beginning of our fiscal year, which is April 1st. If you have not already paid, please take a minute or two go online and fill out the form, hit pay and you're all done. If you would rather pay at the monthly meeting, please bring a completed renewal/new member form and your payment. It's just that easy!

If you have any questions about your membership, contact Stephanie Billings at:
HeartandSoul4@yahoo.com

Canon ImagePROGRAF PRO-300 FOR SALE



Someone donated a gently used professional photo printer in excellent condition to the Redlands Camera Club. Comes with additional full set of inks. Pick up only (Redlands). Retail for \$900. For Sale \$400. Make an offer on

[Facebook Market Place](#)

MEMBER GOOD NEWS

Congratulations to Linda de Baun

Linda's photograph is proudly displayed in the Olive Market.



Sonja Rozzi, owner of Olive Avenue Market, with Linda's photo of her '51 Chevy truck, displayed in the market. Sonja's husband hand made the olive wood frame!!!

Congratulations to Brian Spears Second Place Award LA County Fair Pomona



Brian's B&W lotus photo is being shown at the LA County Fair



Congratulations to Heidi Wilson

A Photo Heidi Took Was Painted By An Artist!



Heidi's friend Rudy Vessup painted one of her photos and had it on display at Art in the Park. It earned an Honorable Mention recognition!

Did you win a photography award, get published or in a show?

Let us know about it!

Don't be bashful...we would love to celebrate you and your accomplishments!

There is a form on the website called "Good News."

RedlandsCameraClub.org/GoodNews

SUBMIT YOUR ROUTE 66 PHOTOS FOR A CHANCE TO WIN A SAN BERNARDINO COUNTY REGIONAL PARKS OR BIG BEAR ALPINE ZOO ANNUAL PASS



One hundred years of Route 66 calls for a celebration. In honor of this milestone, San Bernardino County is launching a Route 66 photo contest to highlight iconic places along America's most famous highway.

Photo guidelines

- You must own the photo you submit.
- All Route 66 photos must be taken within San Bernardino County.
- Photos from any date may be submitted.
- Each participant may submit only one photo.
- The photo cannot exceed 5MB and should be in JPG format. The photo must have a minimum resolution of 300 dpi.
- The photo cannot contain people.
- Please include a caption, photographer credit and any other pertinent information about the photo in the submission form.
- Please do not submit a photo that has been heavily edited or created by AI.

SUBMISSIONS ACCEPTED TILL JUNE 26.

[Click Here](#) to submit your content and view more details

OUTDOOR PORTRAITURE PHOTOGRAPHY FIELD TRIP

A group of Redlands Camera Club members participated in an Outdoor Portrait session led by Elli Burgueno and accompanied by models Mimi Cortes and Tony Sims. What a glorious day!



[Cheryl Diermyer put this fun video recap of our time.](#)



By Ipyani Lockert



A Pensive Mood - Cheryl Callanan



Behind the Shoot by Bruce Herwig



Waiting For The Setting Sun by Cheryl Callanan



Mimi in the Wind by Deborah Seibly

PHOTOGRAPHY TIPS OF THE MONTH

I Shot 100,000 Portraits: Here's What I Learned...




[Click Here](#) To Watch (6 min)

LIGHTROOM - TOP TIPS AND TRICKS IN EDITING BIRD PHOTOS.

Get great results fast!

Lightroom is a great resource for editing wildlife photos, and I'll show you my top tips and tricks to get the best out of your bird and wildlife photos.



[Click Here](#) To Watch (24 min)

PHOTOGRAM CHALLENGE FOR MAY WAS “DOOR”



Dragon's Lair by Stephanie Billings



Bad Rat Garage Car Door by Tracy Reyes



The Oven Door by Cheryl Callanan



Bario Bicycle and Door by James Capo



I Wonder What's Inside
by Deborah Siebly



Back Door Trinidad Cuba Biblioteca
by Christine Pence



First Congregational Church Door by Heidi Wilson



Before the Bell by Carl Burgess




Come On In by Glenn Tetley



Open Door by Dorothy Cunningham



Doorway to a Door by Linda de Baun




Chamayo Chapel Door by William Jochinsen

PHOTOGRAM CHALLENGE FOR JUNE "ANIMALS...WILD OR DOMESTIC"

Please post your images on the [RCC Photo Blog](#) #Animals or email Nancy Currie at bassetmama13@gmail.com with your photos! **Deadline June 25**

BEST OF THE BLOG – President's Choice



Cactus Flower Lover by Stan Fry

Joining the Redlands Camera Club Photo Blog offers a supportive, safe space to showcase your work, comment on photos, and stay connected with fellow RCC photographers.

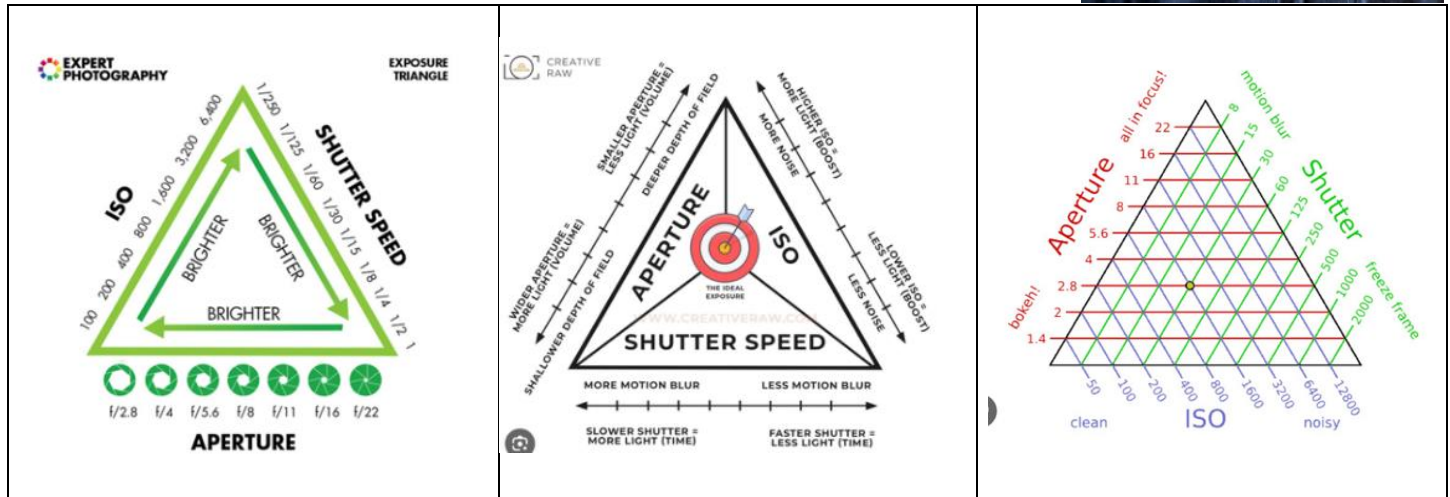
If you are a Redlands Camera Club member and would like access to our member photo blog, please email Stan Fry, at bassetdude@gmail.com

The Exposure Triangle

By Russell Trozera



Photographers like to shoot in different modes, some like Auto others like Shutter speed, Aperture or Manual, it may all depend on what you are photographing. One key to taking good photos is your exposure, which is dependent on how much light is hitting the sensor or film and that is determined by the sensor speed (ISO), aperture and shutter speed.



If looking at these exposure triangles looks confusing, I will try to simplify.

These images were shot with the same 200 ISO the shutter speeds and F-stops (aperture) varied the exposure was right on target or the same.





The 1 & 2 represent one stop of light.
Zero represents the camera saying your exposure is correct.

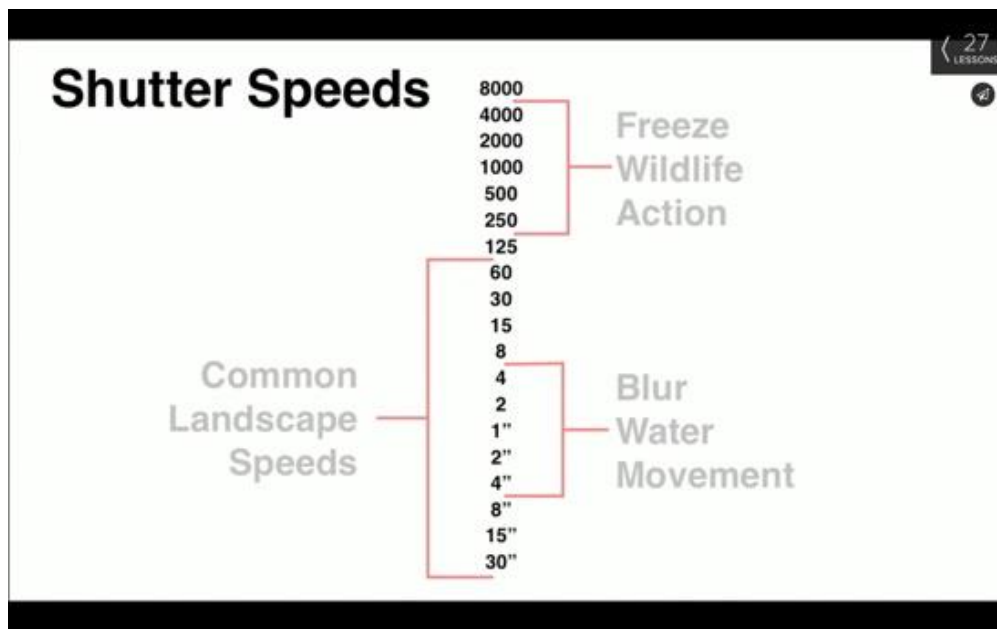
ISO	Aperture : F-Stop	Shutter Speed
100	1.0	1/8000
125	1.1	1/6400
160	1.2	1/5000
200	1.4	1/4000
250	1.6	1/3200
320	1.8	1/2500
400	2.0	1/2000
500	2.2	1/1600
640	2.4	1/1250
800	2.8	1/1000
1000	3.2	1/800
1250	3.5	1/640
1600	4	1/500
2000	4.5	1/400
2500	5	1/320
3200	5.6	1/250

ISO	Aperture : F-Stop	Shutter Speed
3200	5.6	1/250
4000	6.3	1/200
5000	7.1	1/160
6400	8	1/125
8000	9	1/100
10000	10	1/80
12500	11	1/60
	13	1/50
	14	1/40
	16	1/30
	18	1/25
	20	1/20
	22	1/15

www.photographytipscorner.com

Reading the chart if you were shooting at 800 ISO F-4 and 1/500 sec. If your camera exposure meter was showing a -1 you could open up the F-stop to 2.8 or decrease your shutter speed to 1/500 of a second to have the meter read at "0". The numbers in bold represent 1 full stop on each of the charts. If you increase ISO from 200 to 400 you have doubled the amount of the light hitting the photo plane.

The simplest way to use the exposure triangle is first determine what is most important to you. If it is the depth of field then F-stops. If low noise in the shadows is your priority then low ISO. If it is speed of the shutter is important then set the speed of the shutter



This is the way I use the exposure triangle is first determine what is most important to you. If it is the depth of field then F-stops. If low noise in the shadows is your priority then low ISO. If it is speed of the shutter is important then set the speed of the shutter. Have fun photographing and be safe.

To See more information on the Exposure Triangle go to Redlands Camera Club archive programs and see Bruce Herwig - [Mastering the Exposure Triangle and Histogram](#) given on April 17, 2023.



TIME TO GET INVOLVED...

Field Trip Assistant – Do you like details and talking to people? Help organize RCC Field Trips!

Zoom Host – let our Zoomers into the meeting, make sure they are welcome, mute them when you must :)

Webmaster, new person welcomer, chair putter out, community outreach, article writer, field trip helper, program coordinator, welcome slider maker, and more!

There are so many opportunities to get involved with the Redlands Camera Club...

Contact Bruce Herwig bruceherwig@gmail.com 909-742-9206.

RCC LEADERSHIP 2026-27



President / Website / Photogram
Bruce Herwig
bruceherwig@gmail.com



Vice President & Programs
Cheryl Diermyer
diermyer@gmail.com



Treasurer / Mentorship
Rick Strobaugh
rpdrunner@msn.com



Education
Dave Ficke
yosemitedave1@gmail.com



Club Secretary
Heidi Wilson
heidiaw@verizon.net



Competition Chair
Julie Lowe
eijlowe.mom@gmail.com



Membership Chair
Stephanie Billings
heartandsoul4@yahoo.com



Field Trips
Brian Spears
rccfieldtrips@gmail.com



Publicity / Social Media
Mike Livingston
mliv1@verizon.net



Photogram Editor
Nancy Currie
bassetmama13@gmail.com

Past President - Russell Trozera - photosbuyruss@yahoo.com | **Photo Blog** - Stan Fry bassetdude@gmail.com

Redlands Camera Club meetings are held the first and third Monday of each month @ 7 pm.
1st Monday = In Person & Zoom
3rd Monday = Zoom Only

In Person Meetings:
First Presbyterian Church, Redlands, CA
Click For Directions
Visitors are always welcome at any of our meetings!

Member Since 1986

