



# PHOTOGRAM

Monthly Newsletter of the Redlands Camera Club

July  
2026



Freedom Fireworks  
Bruce Herwig



# BEHIND THE LENS

## Message from the President

This month our country turns 250. It is a milestone worth pausing over, and it invites a question I've been thinking about lately. What does photography have to do with freedom?



More than we might think.

Every time we pick up a camera, we exercise a quiet kind of liberty. Nobody assigns us the subject. Nobody dictates the frame. We decide what deserves attention, what to include, what to leave out. Whether to photograph the parade or the quiet street behind it, the fireworks or the face of the child watching them. Those choices belong to us.

That is not a small thing. In many places and many eras, it has not been possible. The freedom to look closely, to document honestly, and to share what we see is woven into the same fabric this country has been stitching for two and a half centuries.

American photographers have used that freedom well. Brady showed the country its own Civil War. Lange gave a face to the Dust Bowl. Ansel Adams argued for the wilderness one print at a time. And countless local photographers, whose names we will never know, recorded the small moments that make up a community's memory.

That is what we do too. Redlands in 2026 will one day be Redlands in the archives. Somebody in the next century will be grateful we bothered to look and to document.

So this month, as the flags come out and the fireworks light the sky, take a moment to notice the privilege in your hands. The camera is a small machine. The freedom to point it wherever your curiosity leads is not.

Happy 250th, America. Here's to another century of open eyes and open shutters!

Learn, Shoot, Edit, Share.

*I can't wait to see your photos!!*

### Bringing Down the Colors

I had this shot in mind for years before I was able to get a successful capture.





# UPCOMING PROGRAMS

Cheryl Diermyer - Vice President/Programs



## Light with Purpose: Creating Meaningful Portraits

Monday, July 6 @ 7pm

*In person & Zoom Meeting – Russ Trozera and Cheryl Diermyer*

Discover how light shapes mood, dimension, and character in portrait photography during this interactive, hands-on studio workshop. This is a Bring Your Camera Night, giving you the opportunity to photograph a live model and/or step in front of the camera yourself, and experience both sides of the portrait-making process.

Join Russ Trozera and Cheryl Diermyer as they demonstrate their approach to studio portrait lighting, exploring classic techniques such as Rembrandt, Butterfly, and Beauty lighting. You'll see how subtle changes in light placement can dramatically transform a portrait, while also experimenting with modifiers, light ratios, and a few creative special effects.

Whether you're new to studio lighting or looking to refine your skills, this workshop offers a supportive environment to learn, create, and practice. Bring your camera, your curiosity, and get ready to explore the art of creating compelling portraits through light and shadow.



### Presented by Russ Trozera

Russ Trozera specializes in landscape and portraiture photography. Russ is a member of the Professional Photographers of America. Russ' home environment of desert vistas, rugged mountains, and beautiful lakes provides endless inspiration.

[Russell-Trozera.Photography](http://Russell-Trozera.Photography)



Cheryl Diermyer is a portrait photographer, educator, and former television photojournalist who is passionate about capturing the authentic spirit of

people, pets, and life stories. Cheryl believes photography is more than creating images; it's about preserving memories, building connections, and revealing character. [Original-Images.com](http://Original-Images.com)

# AI in Photography (Without the Editing)

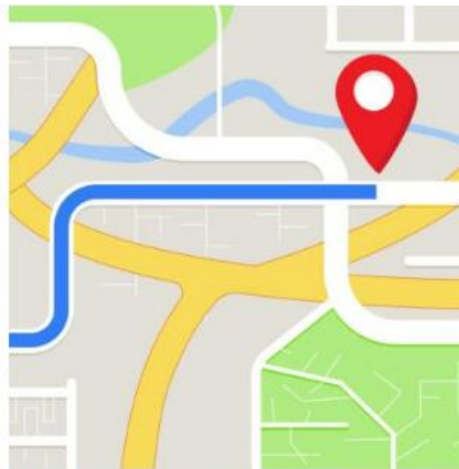
Monday, July 20 @ 7pm

Zoom Meeting – Bruce Herwig

Editing with AI is a controversial subject in the photography world, but using AI is all around us. I'm going to show you how to use AI to take better photos in the first place, without touching the editing side at all. We'll look at how to plan your outings, how to get AI to explain concepts you're stuck on (like the exposure triangle), how to look up features on your camera you don't understand, and how to come up with ideas for composition, time of day, and what the light's going to do at sunset. Whether you're just learning the basics or you've been shooting for years, there's something here for you.

I'm also going to walk through two AI projects of my own: AIPhotoJudge.com, which gives you critique and feedback on your photos, and Star Trail CleanR, which I built to clean up airplane trails from my star trail images. I'll show you what each one does and give you some insight into how they came together.

Come ready with questions — this is going to be an interactive session, and we'll be able to ask AI right there on the spot, so there's plenty of time for discussion.



Bruce Herwig is a Redlands-based photographer, web developer, and the current president of the Redlands Camera Club. What started as curiosity about ChatGPT turned into a genuine obsession with how AI can help photographers plan, learn, and see.

[bruceherwig.com](http://bruceherwig.com)





# COMPETITION UPDATE

**Julie Lowe - Competition Chair**



Thank you to all the members who participated in the 2026 Summer Competition! A big shout out to our president, Bruce Herwig, who came to my rescue to help me run the competition during my absence. You and all the members who helped were my life savers! We will have the awards ceremony on July 6, 2026, and will be distributing the award certificates to all the winners for all the categories. Make sure you attend our in-person meeting to see if you are a winner! Good Luck!

# CLUB MEMBERSHIP

**Stephanie Billings - Membership Chair**

**RCC Motto**

**LEARN, SHOOT, EDIT, SHARE**



Become a Member of the Redlands Camera Club

The Redlands Camera Club (RCC) offers a variety of activities for those passionate about photography whether a beginner or a seasoned veteran. Our mission is to help photographers of all levels in developing their skills through membership critiques of their work, exposure to the work of others and educational opportunities via our guest speakers, and field trips.

## FOR ALL EXISTING MEMBERS FISCAL YEAR 26-27 RENEWALS ARE DUE

**MEMBERS:** We are starting to collect yearly membership dues of \$40. Memberships are due by the beginning of our fiscal year, which is April 1st. If you have not paid yet, please take a minute or two to go online and fill out the form, hit pay and you're all done. If you would rather pay at the monthly meeting, please bring a completed renewal/new member form and your payment. It's just that easy!

RCC members let's all give a warm welcome to our newest member **Raul Garcia**.

If you have any questions about your membership, contact Stephanie Billings at:

[HeartandSoul4@yahoo.com](mailto:HeartandSoul4@yahoo.com)

# UPCOMING FIELD TRIPS

Brian Spears - Field Trips

## Mexican Folk Art Field Trip

Saturday, July 18, 2026 @ 10:30 AM



Join RCC Publicity Chair Mike Livingston for an experience of quirky fun photographing among the many artworks that comprise the iconic Tio's Tacos in Riverside. Statues formed from cast-off cans tower over a miniature bottle-walled cathedral, just steps from metallic mariachi singers harkening Dia de Los Muertos on an avenue of brightly painted butterflies in flight.

This Pueblo Magico of creative art made from recycled materials spans a full acre and can be so overwhelming as to require frequent pauses to reconsider creative compositions.

Gather at Coco's on Colton Avenue in Redlands to carpool (carpooling recommended). We will leave Coco's @ 10:00 am to arrive at Tio's Tacos around 10:30 am, where we'll shoot for an hour or so. After taking in the dreamscape, we'll lunch on the patio with agua frescas and tasty plates from the taqueria before returning home.

### Tios Tacos

3948 Mission Inn Ave  
Riverside, CA 92501  
[www.tiostacos1.com](http://www.tiostacos1.com)

### Trip Leader

Mike Livingston |  
[mliv1@verizon.net](mailto:mliv1@verizon.net)



[CLICK HERE TO RSVP](#)

# MEMBER GOOD NEWS

## Congratulations to Stephanie Billings

### San Bernardino County Newsletter

The June 4, 2026 edition of the San Bernardino County newsletter featured four images that Stephanie took of the Wigwam Motel in Fontana for the 100th anniversary of Route 66. Stephanie would like to thank RCC member Ashley Jones for showcasing her photos.



One of the four photos by Stephanie Billings for the 100<sup>th</sup> Anniversary of Route 66.

**Did you win a photography award, get published or in a show?**

**Let us know about it!**

**Don't be bashful...we would love to celebrate you and your accomplishments!**

There is a form on the website called "Good News."

[RedlandsCameraClub.org/GoodNews](https://RedlandsCameraClub.org/GoodNews)

# AMERICANA PHOTOGRAPHY FIELD TRIP

Redlands Camera Club members participated in a field trip led by Heidi Wilson to find “Americana” in Downtown Redlands.



Americana Coke Dispenser  
by Linda deBaun



Connected to Our Past  
by Mike Livingston



Old Levi's Neon Sign by Jim Wayda



Red Skelton by Bruce Herwig



First Cut by Bruce Herwig



Americana: Western Wear  
By Heidi Wilson



A Hat for Linda  
By Linda deBaun



Boxing Glove by Cheryl Callanan



Psychedelic Lava Lamps  
by Cheryl Callanan



Conflicted Patriotism  
by Mike Livingston

## Additional Americana



Americana  
Fireworks  
By Dorothy  
Cunningham



American  
Disconnect  
By Curt Burgess



# PHOTOGRAPHY TIPS OF THE MONTH

Photoshop vs Lightroom What is the Difference?



[Click Here](#) To Watch (8 min)

**Fireworks Photography Guide: FIVE easy steps!**



[Click Here](#) To Watch (7 min)

# PHOTOGRAM CHALLENGE FOR JUNE WAS “ANIMALS – WILD OR DOMESTIC”



Yellow Lab with Stick by Jim Hendon




Fiery Stallion by Stephanie Billings



California Condor by Zach Feingold



by Brian Spears



Quail in Buckwheat  
By Jim Hendon



Contemplating the Wind  
By Nancy Currie



Sad Little Monkey  
By Tracy Reyes



Murphy Playing Cornhole  
Keepaway  
By Maggie Finneran



A Mother's Love  
By Cheryl Callanan



The Lion at the San Diego Safari Park 2019  
By Heidi Wilson



Red Fox in the Lupine  
By Judith Sparhawk




That's Funny! By Glenn Tetley



Cheese!  
By Sue Thalasinis




Musk-Ox Bad Hair Day  
By Wayne Purcell



Swimming Kaleidoscope  
by Linda deBaun



Grabbing a Meal by William Jochimsen



Pups in the Studio  
by Cheryl Diermyer

## PHOTOGRAM CHALLENGE FOR JULY IS "TRAVEL"

Please post your images on the [RCC Photo Blog](#) #Travel or email Nancy Currie at [bassetmama13@gmail.com](mailto:bassetmama13@gmail.com) with your photos! **Deadline July 25**



## BEST OF THE BLOG – President's Choice



### Thinking About It by Dorothy Cunningham

*This hawk visited our back yard.*

Joining the Redlands Camera Club Photo Blog offers a supportive, safe space to showcase your work, comment on photos, and stay connected with fellow RCC photographers.

If you are a Redlands Camera Club member and would like access to our member photo blog, please email Stan Fry, at [bassetdude@gmail.com](mailto:bassetdude@gmail.com)

# My Magical iMovie

By Linda deBaun

Several months ago, our Redlands Camera Club member, Cheryl Diermyer, proposed an iMovie project, in which we could tell a story in moving pictures. She held workshops at her Riverside home, in which she helped us write short scripts, share our stories with other workshop participants, and create a script to read and record. Cheryl helped us add music, arrange the images and encouraged us to create something about three to five minutes long. I loved the project and want to do more! My movie is called The Magic of Pitzer College, my alma mater. Pitzer, conceived in 1963, is the newest of the famous Claremont Colleges. I graduated in 1968, in the first four-year graduating class. Pitzer was a women's college in its early years!

Here are some pictures I made of the college that I selected for the movie. You can see photos of the front of the college, with the college's motto, *Provida Futuri*, the front of McConnell, which is a meeting area and cafeteria, some photos of student murals, a photo of the lawn area with famously colored and constantly moved Adirondack chairs, and the Brand Clock Tower, which serves as a focal point for events and student as well as reunion activities!



# Joint Photo Contest Serves and Shines By Mike Livingston

Redlands Area Historical Society (RAHS) & Redlands Camera Club (RCC)



## How the Contest Came Together

Within a couple of weeks, the logistics were in place and the Redlands Heritage Awards Photo Contest was announced. Participants were invited to photograph Redlands homes and structures and submit up to two images. Entries were judged by the president of the Redlands Camera Club, the president of the Redlands Area Historical Society, and the mayor of Redlands.

## Awards Celebration

Awards were presented on June 9 during a celebration marking the 50th anniversary of the Heritage Awards.

## Thank You to Participants

Thank you to everyone who submitted photos. Selected entries were shown in a slideshow before the awards presentation, and the quality of the submissions made judging especially challenging.

## RCC Members Recognized

Congratulations to all the winners, including RCC members **Thomas Jackson and Linda DeBaun**. Linda's image of the Redlands Glass Museum received the Mayor's Honorable Mention for Distinctive Architecture. Michael Krumme, president of the museum's foundation, was delighted, and Redlands Mayor Mario Saucedo admired the enlarged display image so much that he wanted to take it home. The Historical Society planned to keep the display piece, but Linda is creating a special copy just for the mayor.



Thomas Jackson's striking image of Morey Mansion earned the contest's grand prize. His nighttime scene highlights the warmly lit Queen Anne architecture, with people visible beyond the windows and a woman seated on the veranda. In the foreground, accent lights form a star pattern along the entry path.

### A Natural Community Partnership

The partnership between the Redlands Camera Club and the Redlands Area Historical Society has been a natural fit. It is also a meaningful example of how RCC members can share their talents with the broader community.

**First Place:** Thomas Jackson, 190 Terracina Blvd

**Second Place:** Caitlin Brown (Stead), 433 W. Olive Ave.

**Third Place:** Paige Spee, 221 E. Cypress Ave.

**Mayor's Honorable Mention for Distinctive Architecture:** Linda DeBaun, 1157 Orange St.

**Redlands Camera Club Honorable Mention for Photographic Excellence:** Alex Mitroff, 190 Terracina Blvd

**Redlands Area Historical Society Honorable Mention for Honoring Our Area's Heritage:** Paige Spee, 1210 W. Highland Ave.



# HOW TO PHOTOGRAPH FIREWORKS

Timely Tips To Capture Photos This Fourth of July! By Bruce Herwig

Firework photography gives you one shot a year, and that scarcity is what makes it nerve-wracking, because a missed moment means waiting another twelve months. So prepare like you cannot afford to wait, since you truly cannot.

Because fireworks draw crowds and parking disappears fast, scout your spot and arrive early, since a late arrival makes the night harder on everyone. Once you find a good place, own it by spreading a blanket, bringing friends to guard the space, and setting your tripod where people can see you mean business.



Here is what surprises most people: a great firework photo isn't only about the fireworks, but the foreground. Like a sunset that needs a place, or a Milky Way arching over something real, fireworks come alive above a silhouette, a reflection on water, or a landmark that anchors the frame.



Since the Fourth of July falls in July, plan for heat with water, sunscreen, and a hat, though a mountain show calls for layers once the sun drops. A headlamp earns its place after dark, freeing your hands while you work and guiding you back to the car.

The good news is you need no expensive gear, you'll be shooting at f/11. A zoom helps, because you never know how high the shells will climb. Set a sturdy tripod, keep the center column low, and turn OFF lens stabilization. While it's still light, focus on something far away and switch to manual focus.

Shoot in RAW so you can push the files later, set bulb mode, and watch only two numbers, ISO 200 and f/11, for deep focus, clean color, and no noise reduction. With a cable or remote release ready, wait for the launch, hold the button as the shell climbs, let it bloom,

and release as the light fades, usually two to six seconds.

After your first few frames, check the back of the camera, raising the f-stop when a burst is too bright and lowering it when the frame goes dark, touching nothing but that one number. Your best images come early, before smoke hazes the sky, and by the finale the flood of light blows everything out, so set the camera down and enjoy the show.

The real secret is that epic firework photos are not shot so much as built. Back in Lightroom, pick your strongest frames and open them as layers in Photoshop, set the blend mode to Lighten so every burst stacks into one glowing sky, then hide any cluttered layer and paint out stray streaks with a black brush. A quick merge carries the sky back to Lightroom, where you balance the foreground and put on any finishing touches.

None of this is hard once you develop a rhythm. Take plenty of frames, keep only the best, blend them into a single sky, and you walk away with a photo worth talking about.

## Camera Settings at a Glance

**Mode:** Bulb. Shoot RAW.

**Capture:** Use a Tripod

**ISO:** 200

**Aperture:** f/11 (the only setting you change if things are too dark or too light)

**Focus:** Autofocus on something far, then switch to manual

**Stabilization:** Off

**Noise reduction:** Off

**Release:** Cable or remote, held two to six seconds per burst





# TIME TO GET INVOLVED...

**Field Trip Assistant** – Do you like details and talking to people? Help organize RCC Field Trips!

**Zoom Host** – let our Zoomers into the meeting, make sure they are welcome, mute them when you must : )

**Webmaster, new person welcomer, chair putter out, community outreach, article writer, field trip helper, program coordinator, welcome slider maker, and more!**

There are so many opportunities to get involved with the Redlands Camera Club...

Contact Bruce Herwig [bruceherwig@gmail.com](mailto:bruceherwig@gmail.com) 909-742-9206.

## RCC LEADERSHIP 2026-27



**President / Website / Photogram**  
Bruce Herwig  
[bruceherwig@gmail.com](mailto:bruceherwig@gmail.com)



**Vice President & Programs**  
Cheryl Diermyer  
[diermyer@gmail.com](mailto:diermyer@gmail.com)



**Treasurer / Mentorship**  
Rick Strobaugh  
[rpdrunner@msn.com](mailto:rpdrunner@msn.com)



**Education**  
Dave Ficke  
[yosemite1@gmail.com](mailto:yosemite1@gmail.com)



**Club Secretary**  
Heidi Wilson  
[heidiauw@verizon.net](mailto:heidiauw@verizon.net)



**Competition Chair**  
Julie Lowe  
[eijlowe.mom@gmail.com](mailto:eijlowe.mom@gmail.com)



**Membership Chair**  
Stephanie Billings  
[heartandsoul4@yahoo.com](mailto:heartandsoul4@yahoo.com)



**Field Trips**  
Brian Spears  
[rccfieldtrips@gmail.com](mailto:rccfieldtrips@gmail.com)



**Publicity / Social Media**  
Mike Livingston  
[mliv1@verizon.net](mailto:mliv1@verizon.net)



**Photogram Editor**  
Nancy Currie  
[basetmama13@gmail.com](mailto:basetmama13@gmail.com)

**Past President** - Russell Trozera - [photosbuyruss@yahoo.com](mailto:photosbuyruss@yahoo.com) | **Photo Blog** - Stan Fry [bassetdude@gmail.com](mailto:bassetdude@gmail.com)

Redlands Camera Club meetings are held the first and third Monday of each month @ 7 pm.  
1st Monday = In Person & Zoom  
3rd Monday = Zoom Only

In Person Meetings:  
First Presbyterian Church, Redlands, CA  
Click For Directions  
Visitors are always welcome at any of our meetings!

Member Since 1986

